

1. Scope

The present specifications shall apply to an SJPA-L3.

2. Outline

Type	Silicon Schottky Barrier Diode
Structure	Resin Molded
Applications	High Frequency Rectification

3. Flammability

UL94V-0(Equivalent)

4. Absolute maximum ratings

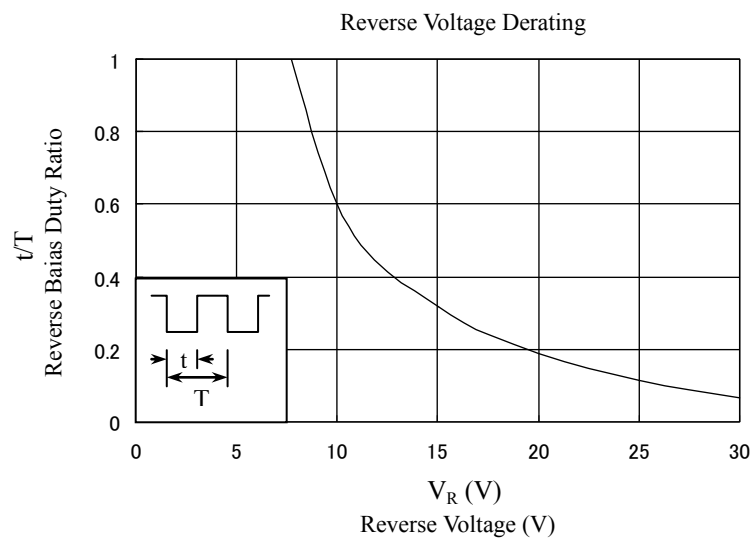
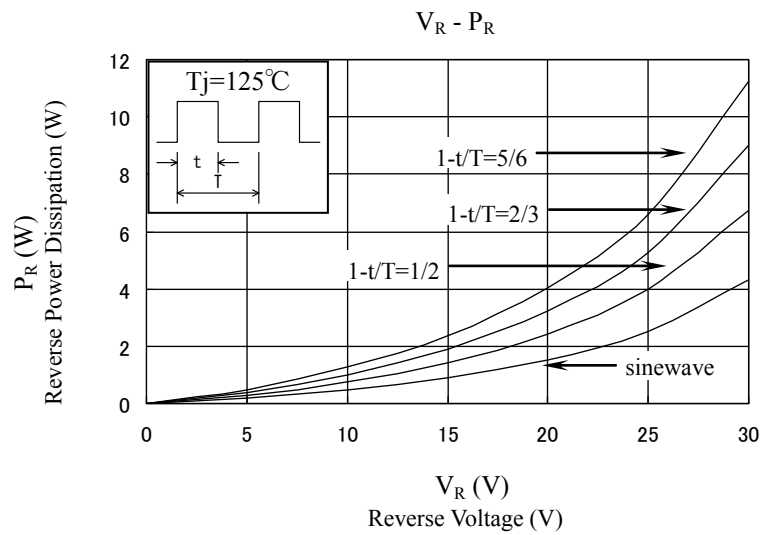
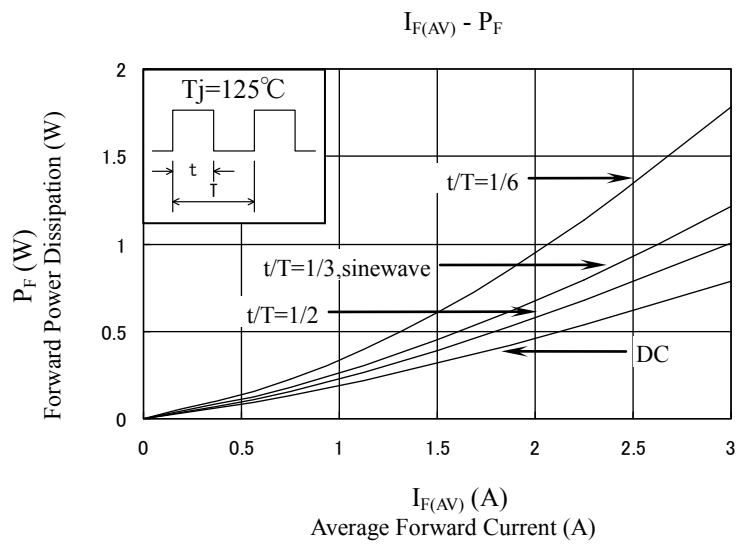
No.	Item	Symbol	Unit	Rating	Conditions
1	Transient Peak Reverse Voltage	V_{RSM}	V	30	
2	Peak Reverse Voltage	V_{RM}	V	30	
3	Average Forward Current	$I_{F(AV)}$	A	3.0	Refer to Derating of 7
4	Peak Surge Forward Current	I_{FSM}	A	70	10msec. Half sinewave, one shot
5	I^2t Limiting Value	I^2t	A^2s	24.5	$1msec \leq t \leq 10msec$
6	Junction Temperature	T_j	$^{\circ}C$	-40~+125	
7	Storage Temperature	T_{stg}	$^{\circ}C$	-40~+125	

5. Electrical characteristics ($T_a=25^{\circ}C$, unless otherwise specified)

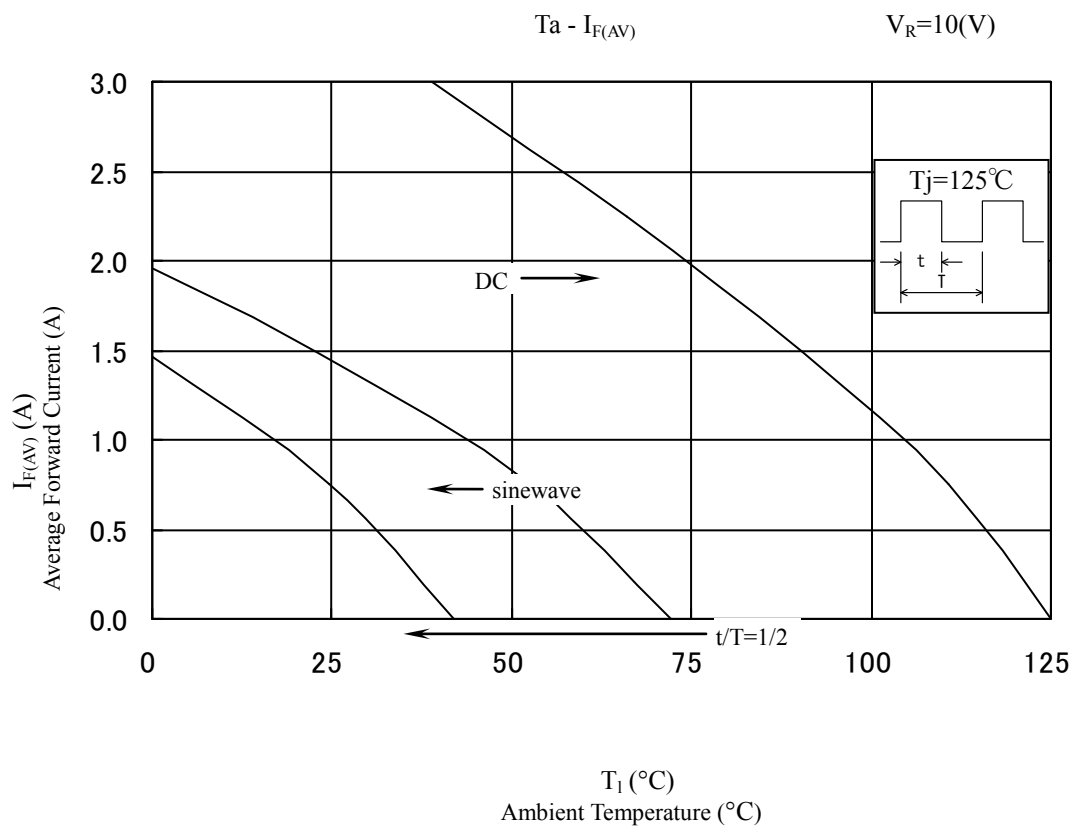
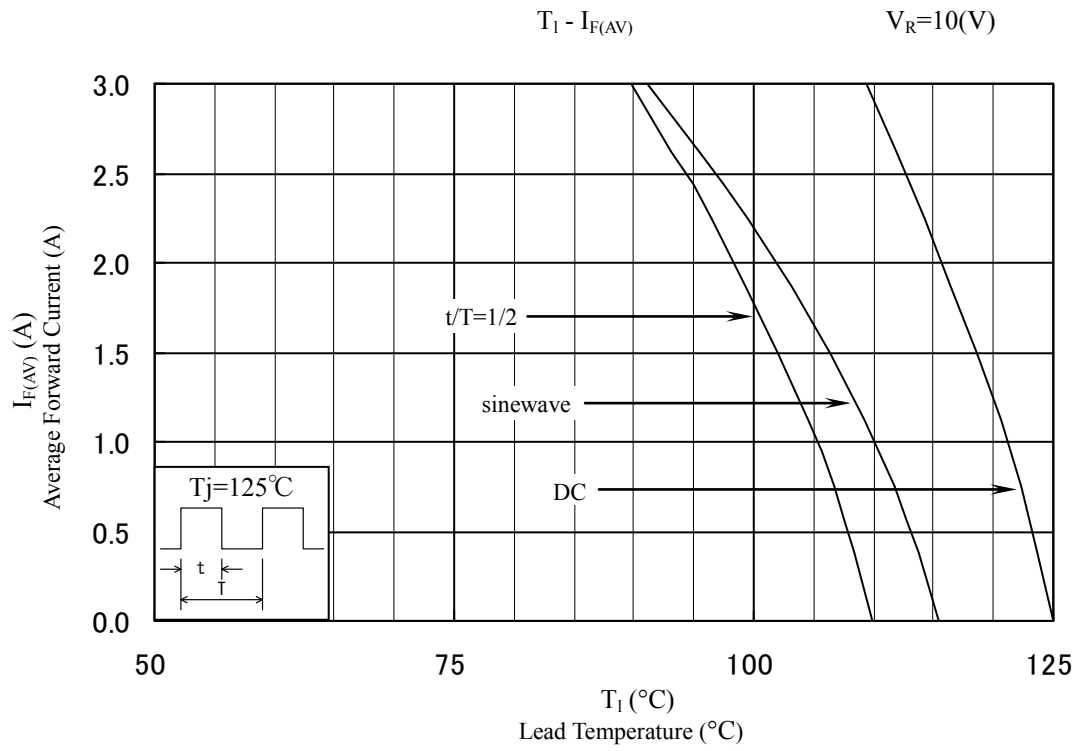
No.	Item	Symbol	Unit	Value	Conditions
1	Forward Voltage Drop	V_F	V	0.36 max.	$I_F=3.0A$
2	Reverse Leakage Current	I_R	mA	4.5 max.	$V_R=V_{RM}$
3	Reverse Leakage Current Under High Temperature	$H \cdot I_R$	mA	210 max.	$V_R=V_{RM}, T_j=100^{\circ}C$
4	Thermal Resistance	$R_{th(j-l)}$	$^{\circ}C/W$	20 max.	Between Junction and Lead

Note) This product is designed in a manner that the forward loss should be minimized, however as a result the reverse leakage current cannot be helped being large.
Therefore, in using product attention should be paid to loss and heat caused by this reverse leakage current.

6.Characteristics

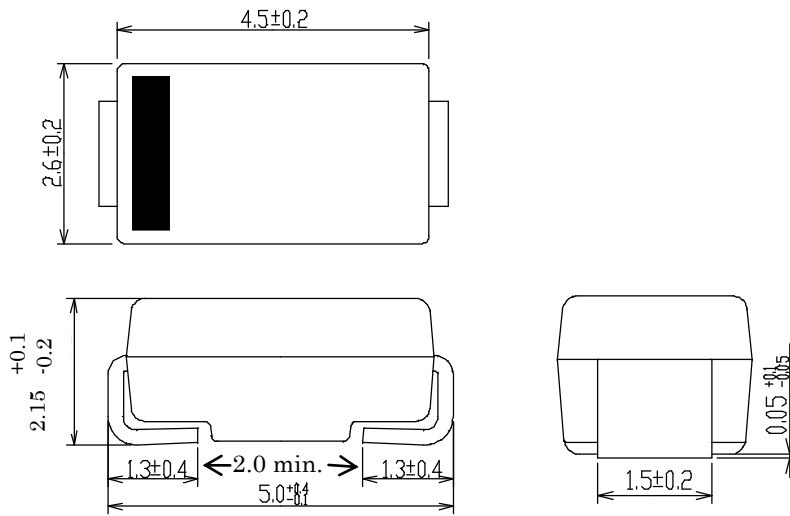


7. Derating



8. Package information

8-1 Package type, physical dimensions and material

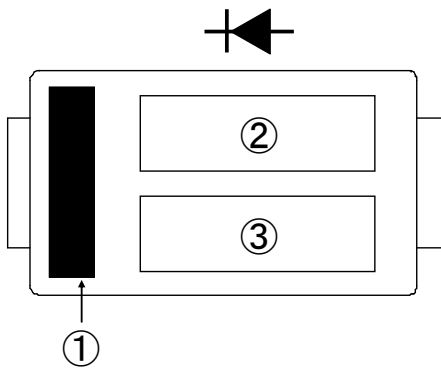


Dimensions in mm

8-2 Appearance

The body shall be clean and shall not bear any stain, rust or flaw.

8-3 Marking



① Polarity marking (Cathode band)

② Type number
SJPA-L3 as abbreviated of AL3

③ Lot number
Example) 6N14
6: Last number of Year
N: Month from 1 to 9 for Jan. to Sep.
O for Oct., N for Nov., D for Dec.
14: Day