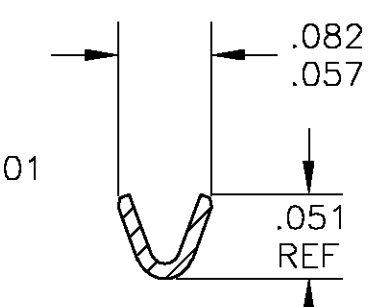
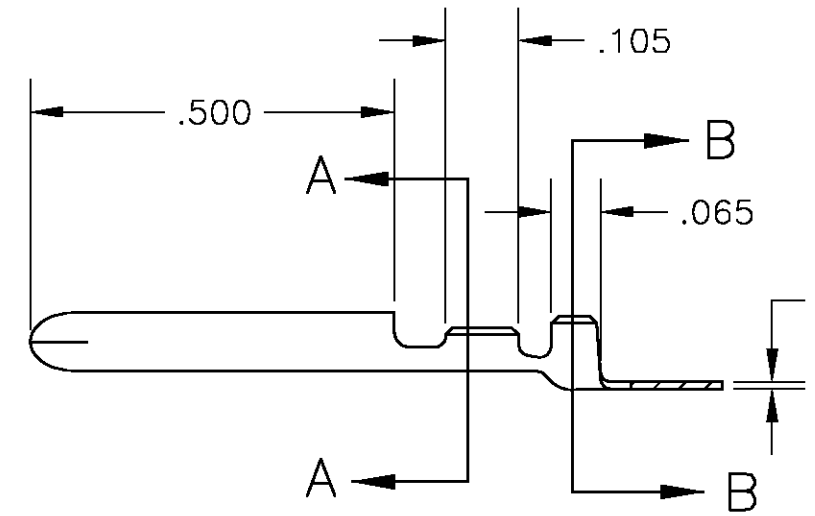
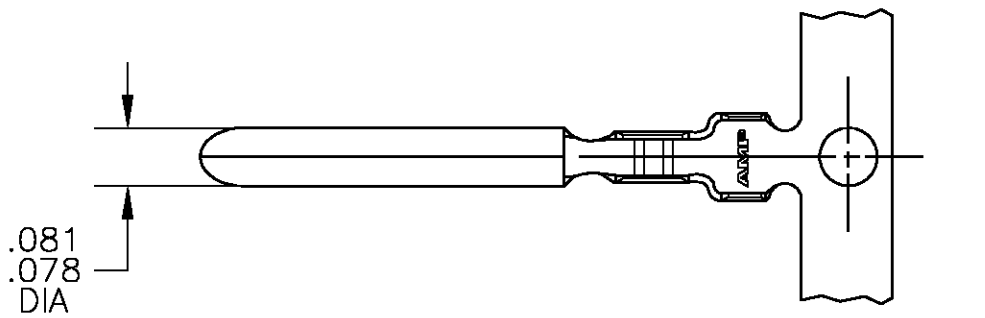


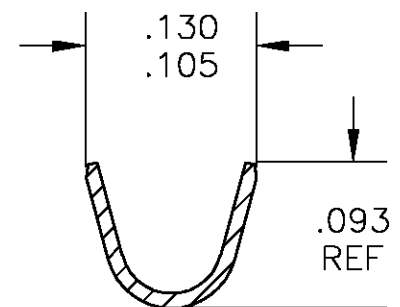
THIS DRAWING IS UNPUBLISHED. RELEASED FOR PUBLICATION
 © COPYRIGHT BY TYCO ELECTRONICS CORPORATION. ALL RIGHTS RESERVED.

LOC	DIST	REVISIONS				
P	LTR	DESCRIPTION	DATE	DWN	APVD	
AF	50	B	REL PER 0G3A-0230-03	10APR03	JR DD	

- 1 CONTINUOUS STRIP ON REELS
- 2 WIRE SIZE #30-#26 AWG
- 3 INSULATION RANGE IS .042-.073 DIA.



SECTION A-A
SCALE 8:1



SECTION B-B
SCALE 8:1

1217923-1
PART NO

THIS DRAWING IS A CONTROLLED DOCUMENT.		DWN JR RUTH 14FEB03	Tyco Electronics Corporation Harrisburg, PA 17105	
DIMENSIONS: INCHES		CHK D DECKER 14FEB03		
		APVD D DECKER 14FEB03	NAME PIN, .080 DIAMETER	
TOLERANCES UNLESS OTHERWISE SPECIFIED:		PRODUCT SPEC	-	
0 PLC ± - 1 PLC ± - 2 PLC ± - 3 PLC ± .010 4 PLC ± - ANGLES ± 1°		APPLICATION SPEC	-	
MATERIAL 082 BRASS		FINISH .000080 MIN TIN	WEIGHT	-
		CUSTOMER DRAWING	SIZE A3	CAGE CODE 00779
			DRAWING NO 1217923	RESTRICTED TO
			SCALE 4:1	SHEET 1 OF 1
				REV B