


ExpressPort™ SFP+ 1xN




UE76-A20-3010T

Amphenol's ExpressPort™ SFP+ 1xN connector, when combined with the ExpressPort™ SFP+ cage, provides data transfer speeds of up to 25 Gbps. The design of the ExpressPort™ SFP+ connector minimizes impedance discontinuities and reflections at high data rates, and provides a 10 to 20 dB improvement in Near-End Crosstalk.


Amphenol's unique ExpressPort™ SFP+ cage construction features EMI shielding available in the form of metal spring fingers or elastomeric gaskets. These cages also eliminate ventilation holes near the front of the cage to prevent potential catch points for the mating module EMI springs. Additional features available include lightpipes (which can be purchased with cages or separately), heat sinks, and other custom features.



U77-A441M-2081



U77-C1419-2001



U77-C261M-2081

Specification Highlights

The interconnect system is comprised of a cage assembly which is used with 20-position SFP+ connectors complying with SFF-8081 and SFF-8083. Ganged cages comply with industry standard SFF-8433.

General Characteristics

- RoHS Compliant
- Industry Standard Footprint
- Industry Standard EIA-364

Mechanical Characteristics

- Accepts Multiple Transceivers per SFF-8431
- Compliant Press-Fit Pins or Solder Tails (for 1x1 Cages)
- Durability: 250 Mating Cycles min

Electrical Characteristics

- Hot Swappable
- Operating Voltage: 3.3 V
- Operating Current: 0.5 A
- Differential Impedance: 100 Ω +/- 10 Ω
- DWV: 300 V AC
- Insulation Resistance: 1000 M Ω min
- Contact Resistance: 70 m Ω max

Packaging

- Tape and Reel Packaging: Connector or 1x1 Cage
- Tray Packaging: Cage of all Sizes
- Bulk Packaging: Dust Cover

Materials

- Cage
 - o Base Material: Copper Alloy
 - o Plating: Nickel or Tin
 - o Light Pipe: Optical Grade Polycarbonate
 - o Heat Sink: Aluminum Alloy
 - o Heat Sink Clip: Stainless Steel
 - o Dust Cover: Thermoplastic
- Connector
 - o Contact Base Material: Copper Alloy
 - o Contact Plating: Gold on Mating Area, Gold or Matte Tin on Termination
 - o Housings: Glass Reinforced, Lead-Free Solder Reflow Process Compatible Thermoplastic, UL94V-0 Rated

Temperature Rating

- Operating Temperature: -55°C to +85°C
- Storage Temperature: -55°C to +105°C

Configurations (Rows x Ports per Row)

- 1x1
- 1x2
- 1x3
- 1x4
- 1x6

Options

- Dust Cover
- Round Light Pipe
- Heat Sink
- EMI Shielding
 - o Metal Spring Fingers
 - o Conductive Elastomeric Gasket



U77-C461M-2081



UE76-A20-3000

Ordering Information

ExpressPort™ SFP+ Connector

UE76 - A 20 - X X X X X

UE76 SERIES DESIGNATION (RoHS)

A STYLE
A - R/A Single Surface Mount Connector

20 NUMBER OF POSITIONS
20 - 20 Positions

X CONTACT PLATING
2 - 30 μ" Gold Plating on Mating Area; Gold Flash on Termination
3 - 30 μ" Gold Plating on Mating Area; Matte Tin Plating on Termination
5 - 15 μ" Gold Plating on Mating Area; Gold Flash on Termination
6 - 15 μ" Gold Plating on Mating Area; Matte Tin Plating on Termination

PACKAGING
J - Tape and Reel Packaging (480 per Reel)
T - Tape and Reel Packaging (500 per Reel)

LUBRICANT OPTION
0 - Non Lubricated
1 - Lubricant Added

OPTION 2
0 - Standard
1 - Resonance Cancellation Features

OPTION 1
0 - Standard
6 - 25 Gbps

ExpressPort™ SFP+ Cage

U77 - X X X X X - X X X X

U77 SERIES DESIGNATION (RoHS)

X STYLE
A - One Row
C - One Row Cage; Light Pipe Combo (on Top)
E - One Row Cage; Heat Sink Combo (Fin)
F - One Row Cage; 1 degree Angle (1x1 Only)

X NUMBER OF PORTS IN ROW
1 - Single in Row
2 - Inline 1x2
3 - Inline 1x3
4 - Inline 1x4
6 - Inline 1x6

X CHASSIS GROUNDING
3 - Metal Spring Fingers (No Bottom Latch Cover)
4 - Elastomeric Gasket
6 - Metal Spring Fingers (1 Piece Design Bottom Latch Cover)

X HEAT SINK / LIGHT PIPE OPTION
1 - No Heat Sink / Light Pipe Option
2 - Heat Sink Option
3 - Light Pipe Option (for 1xN Cage Only)

PACKAGING
1 - Tray Packaging (ACC Re-Packed)
T - Tape and Reel Packaging (for 1x1 Only)

OPTION 1
0 - Standard
7 - Cage with Extra Bottom Spring Fingers, No Bottom Mid G-Pins
8 - Cage with Half-Moon Mid G-Pins
9 - Cage with Extra Bottom Spring Fingers and Half Moon Mid G-Pins

DUST COVER OPTION
0 - Without Dust Cover
D - With Dust Cover (Shipped Loose)

PLATING
1 - Bright Tin (for Wave Solder)
2 - Nickel
3 - Matte Tin (for Reflow 245 degrees)

PCB MOUNTING OPTION
X - Various Options Available
Consult Sales or Website for Details