

CDST-99-G/70-G/56-G

Reverse Voltage: 70 Volts

Forward Current: 200 mA

RoHS Device

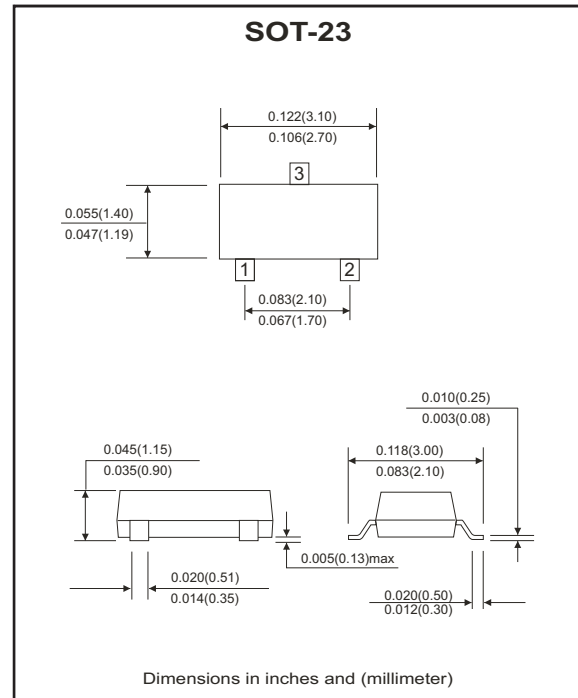
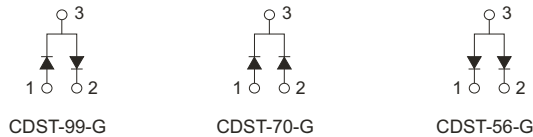
Features

- Design for mounting on small surface.
- High speed switching.
- High mounting capability, strong surge withstand, high reliability.

Mechanical data

- Case: SOT-23, molded plastic.
- Terminals: solderable per MIL-STD-750, method 2026.
- Approx. weight: 0.0078 grams

Circuit diagram



Maximum Ratings (at Ta=25°C unless otherwise noted)

Parameter	Symbol	CDST-56-G	CDST-70-G	CDST-99-G	Units
Reverse voltage	V_R	70			V
Forward current	I_F	200		215	mA
Peak surge forward current	I_{FSM}	500			mA
Power dissipation (FR-5 board)	P_D	225			mW
Thermal resistance, junction to ambient	$R_{\theta JA}$	556			°C/W
Maximum junction temperature	T_J	-55 to +150			°C
Storage temperature	T_{STG}	-55 to +150			°C

Electrical Characteristics (at Ta=25°C unless otherwise noted)

Parameter	Symbol	Conditions	Min.	Max.	Units
Reverse breakdown voltage	V_{BR}	$I_R=100\mu A$	70		V
Forward voltage	V_F	@ $I_F=1mA$ @ $I_F=10mA$ @ $I_F=50mA$ @ $I_F=150mA$		0.715 0.855 1.0 1.25	V
Reverse current	I_R	@ $V_R=70V$		2.5	μA
Reverse recovery time	t_{rr}	$I_F=I_R=10mA$, $I_{rr}=0.1 \times I_R$, $R_L=100\Omega$		6	nS
Diode capacitance	C_T	$V_R=0V$, $f=1.0MHz$		2	pF

RATING AND CHARACTERISTIC CURVES (CDST-99-G/70-G/56-G)

Fig.1 - Forward Characteristics

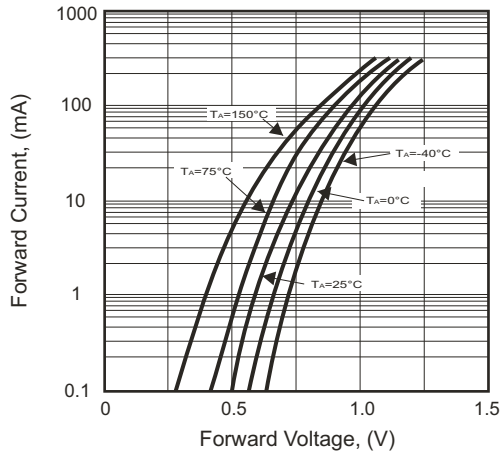


Fig.2 - Reverse Characteristics

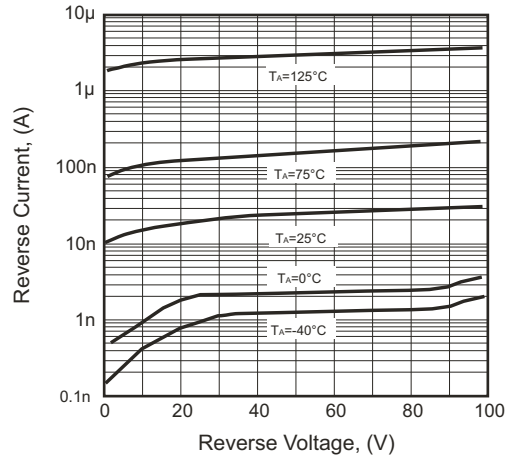


Fig.3 - Capacitance Between Terminals Characteristics

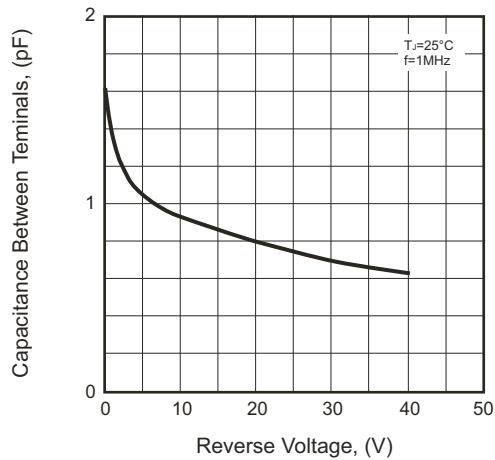
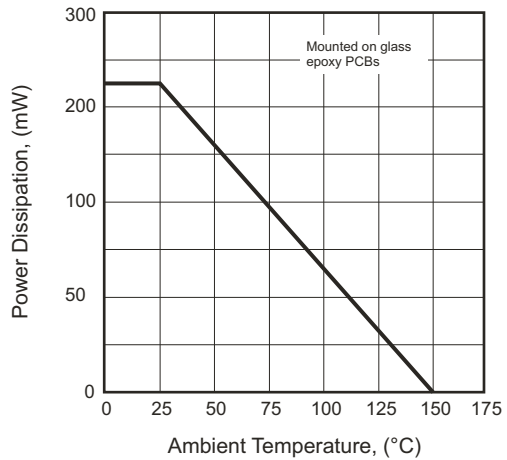
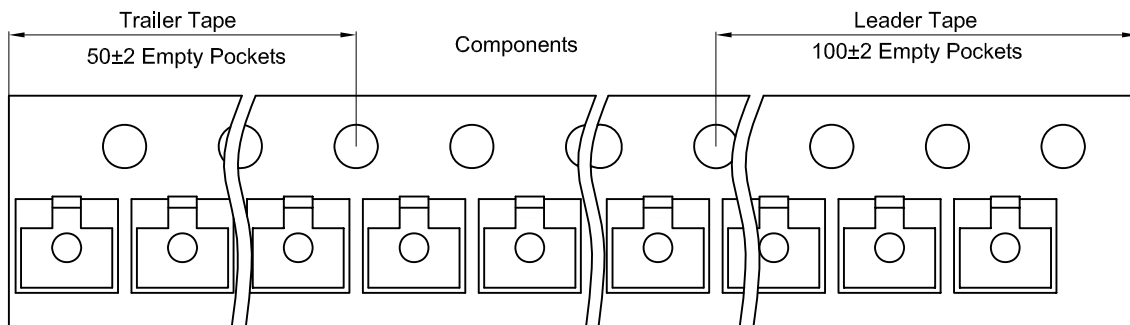
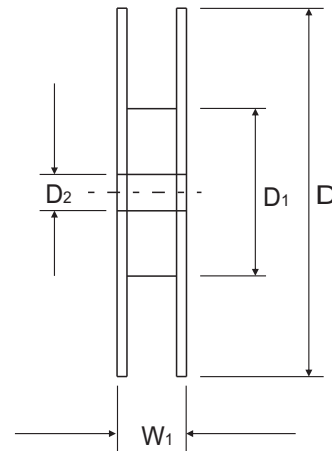
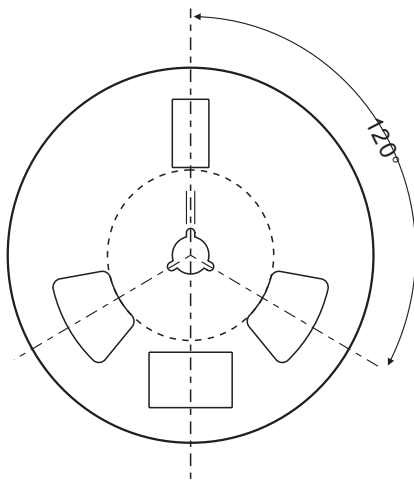
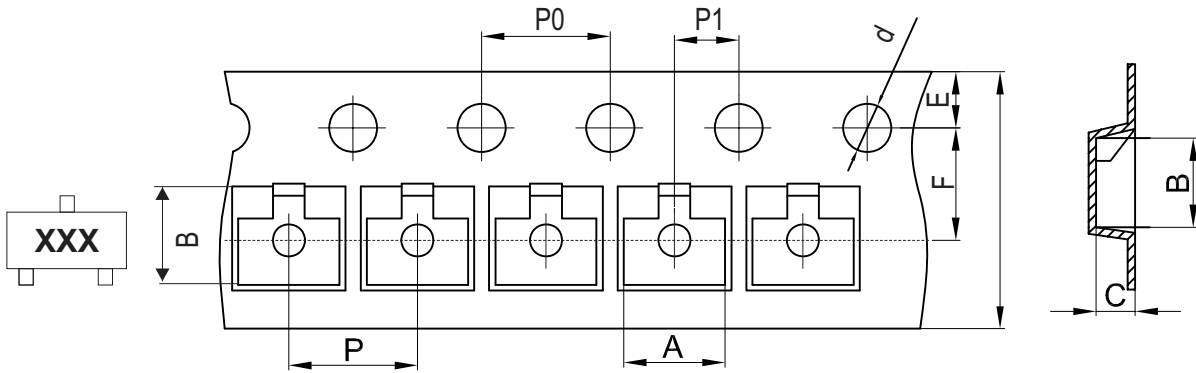


Fig.4 - Power Derating Curve



Reel Taping Specification

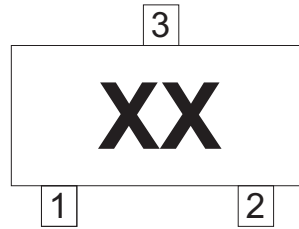


SOT-23	SYMBOL	A	B	C	d	D	D1	D2
	(mm)	3.15 ± 0.10	2.77 ± 0.10	1.22 ± 0.10	1.50 ± 0.10	178 ± 2.00	54.40 ± 1.00	13.00 ± 1.00
	(inch)	0.124 ± 0.004	0.109 ± 0.004	0.048 ± 0.004	0.059 ± 0.004	7.008 ± 0.079	2.142 ± 0.039	0.512 ± 0.039

SOT-23	SYMBOL	E	F	P	P0	P1	W	W1
	(mm)	1.75 ± 0.10	3.50 ± 0.10	4.00 ± 0.10	4.00 ± 0.10	2.00 ± 0.10	8.00 + 0.30 / - 0.10	12.30 ± 1.0
	(inch)	0.069 ± 0.004	0.138 ± 0.004	0.157 ± 0.004	0.157 ± 0.004	0.079 ± 0.004	0.315 + 0.012 / - 0.004	0.484 ± 0.039

Marking Code

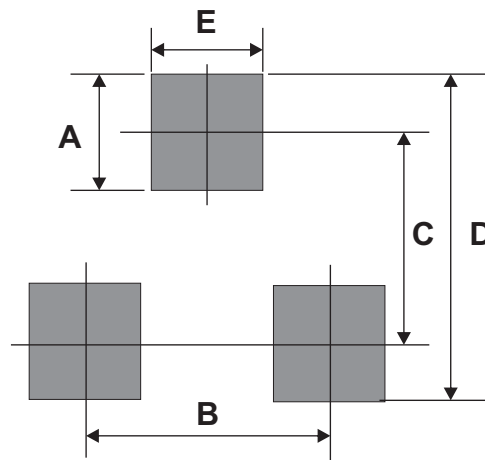
Part Number	Marking Code
CDST-99-G	A7
CDST-70-G	A4
CDST-56-G	A1



xx = Product type marking code

Suggested PAD Layout

SIZE	SOT-23	
	(mm)	(inch)
A	0.80	0.031
B	1.90	0.075
C	2.02	0.080
D	2.82	0.111
E	0.80	0.031



Standard Packaging

Case Type	REEL PACK	
	REEL (pcs)	Reel Size (inch)
SOT-23	3,000	7