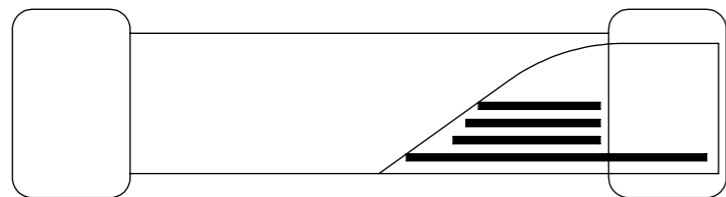
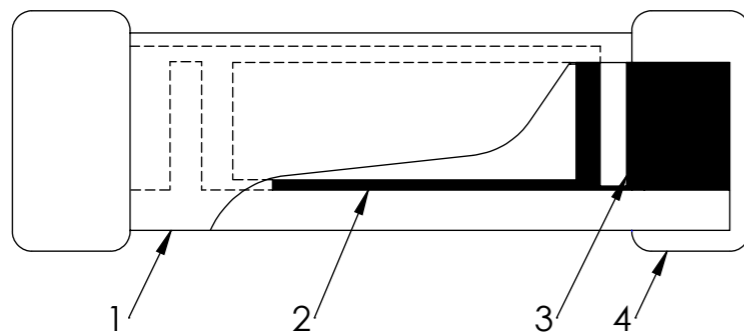


Materials

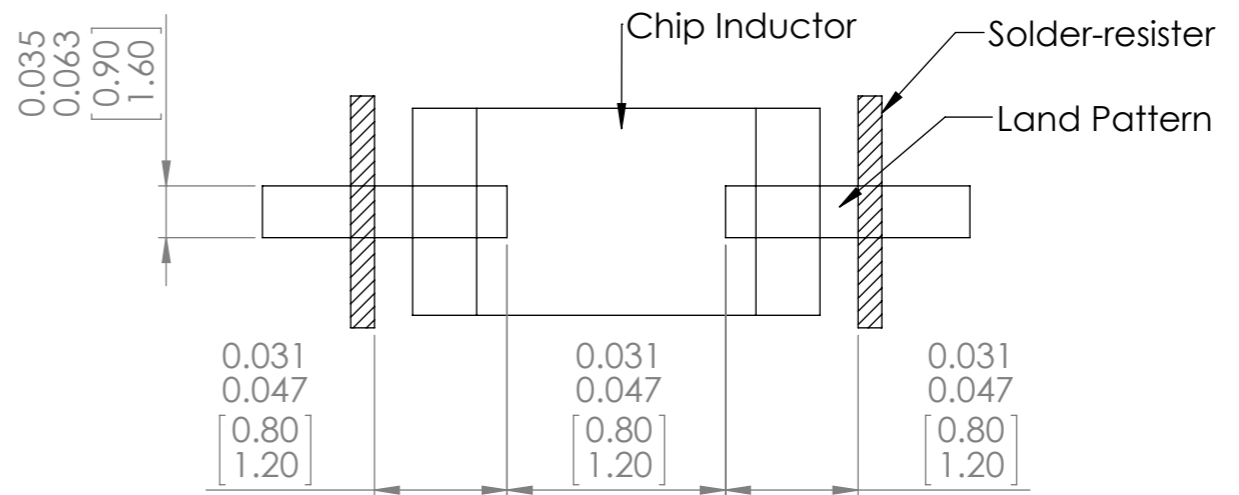
Side View




Top View



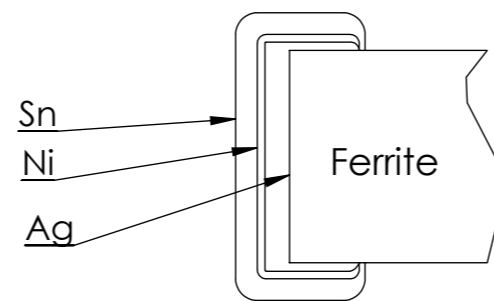
Recommended Land Pattern



	Part Name	Material
1	Base Material	Ferrite
2	Internal Conductor	Ag
3	Pull out Electrode	Ag
4	Terminal Electrode	Ag (Inner layer) Ni-Sn (Outer layer)



Structure of Electro-Plating



TOP PACKAGE MARKING IS FOR ILLUSTRATION PURPOSES ONLY

UNLESS OTHERWISE SPECIFIED: DIMENSIONS ARE IN INCH(MM) SURFACE FINISH: TOLERANCES: LINEAR: ANGULAR:				FINISH:		DEBUR AND BREAK SHARP EDGES		DO NOT SCALE DRAWING		REVISION -	
DRAWN SAAZVAT				SIGNATURE		DATE		 30332 Esperanza, Rancho Santa margarita, California 92688			
CHK'D XXXXXX								TITLE: Power			
APPV'D								DWG NO. ASMPH-0805		A3	
MFG								SCALE:35:1		SHEET 1 OF 1	
Q.A						MATERIAL:					
						WEIGHT:					