

Distribution block - PTFIX 6X1,5-NS15A GN - 3002963

Please be informed that the data shown in this PDF Document is generated from our Online Catalog. Please find the complete data in the user's documentation. Our General Terms of Use for Downloads are valid (<http://phoenixcontact.com/download>)




Distribution block, internally jumpered, nom. voltage: 500 V, nominal current: 17.5 A, connection method: Push-in connection, number of connections: 6, cross section: 0.14 mm² - 1.5 mm², AWG: 26 - 16, width: 12.5 mm, color: green, mounting type: NS 15

Why buy this product

- ✓ Space-saving, thanks to the compact design
- ✓ Flexible use, thanks to DIN rail and direct mounting
- ✓ Space-saving potential distribution, thanks to compact micro potential distributors
- ✓ Convenient test options, thanks to test openings at every terminal point
- ✓ Clear arrangement thanks to marking of all terminal points

Key Commercial Data

| | |
|------------------------|---|
| Packing unit | 20 STK |
| Minimum order quantity | 20 STK |
| GTIN |  4 055626 433721 |
| GTIN | 4055626433721 |

Technical data

General

| | |
|--|---|
| Note | Notes on operation The blocks can be bridged with one another via the conductor shaft. For corresponding plug-in bridges, see accessories |
| | Notes on operation The D-PTFIX 1,5 cover (accessory) must be placed on the end of the terminal strip |
| Number of levels | 1 |
| Number of connections | 6 |
| Potentials | 1 |
| Nominal cross section | 1.5 mm ² |
| Color | green |
| Insulating material | PA |
| Flammability rating according to UL 94 | V0 |

Distribution block - PTFIX 6X1,5-NS15A GN - 3002963

Technical data

General

| | |
|---|-------------------------------------|
| Rated surge voltage | 6 kV |
| Degree of pollution | 3 |
| Overvoltage category | III |
| Insulating material group | I |
| Maximum power dissipation for nominal condition | 0.56 W |
| Ambient temperature (operation) | -60 °C ... 130 °C |
| Maximum load current | 17.5 A |
| Nominal current I_N | 17.5 A |
| Nominal voltage U_N | 500 V |
| Open side panel | No |
| Shock protection test specification | DIN EN 50274 (VDE 0660-514):2002-11 |
| Back of the hand protection | guaranteed |
| Finger protection | guaranteed |
| Result of surge voltage test | Test passed |
| Surge voltage test setpoint | 7.3 kV |
| Result of power-frequency withstand voltage test | Test passed |
| Power frequency withstand voltage setpoint | 1.89 kV |
| Result of the test for mechanical stability of terminal points (5 x conductor connection) | Test passed |
| Result of bending test | Test passed |
| Bending test rotation speed | 10 rpm |
| Bending test turns | 135 |
| Bending test conductor cross section/weight | 0.14 mm ² / 0.2 kg |
| | 1.5 mm ² / 0.4 kg |
| Tensile test result | Test passed |
| Conductor cross section tensile test | 0.14 mm ² |
| Tractive force setpoint | 10 N |
| Conductor cross section tensile test | 1.5 mm ² |
| Tractive force setpoint | 40 N |
| Result of tight fit on support | Test passed |
| Tight fit on carrier | NS 15 |
| Setpoint | 5 N |
| Result of voltage-drop test | Test passed |
| Requirements, voltage drop | ≤ 3.2 mV |
| Result of temperature-rise test | Test passed |
| Short circuit stability result | Test passed |
| Conductor cross section short circuit testing | 1.5 mm ² |
| Short-time current | 0.18 kA |
| Result of thermal test | Test passed |
| Ageing test for screwless modular terminal block temperature cycles | 192 |
| Proof of thermal characteristics (needle flame) effective duration | 30 s |

Distribution block - PTFIX 6X1,5-NS15A GN - 3002963

Technical data

General

| | |
|---|--|
| Result of aging test | Test passed |
| Oscillation, broadband noise test result | Test passed |
| Test specification, oscillation, broadband noise | DIN EN 50155 (VDE 0115-200):2008-03 |
| Test spectrum | Service life test category 2, bogie-mounted |
| Test frequency | $f_1 = 5 \text{ Hz}$ to $f_2 = 250 \text{ Hz}$ |
| ASD level | $6.12 \text{ (m/s}^2\text{)}^2\text{/Hz}$ |
| Acceleration | 3.12 g |
| Test duration per axis | 5 h |
| Test directions | X-, Y- and Z-axis |
| Shock test result | Test passed |
| Test specification, shock test | DIN EN 50155 (VDE 0115-200):2008-03 |
| Shock form | Half-sine |
| Acceleration | 30g |
| Shock duration | 18 ms |
| Number of shocks per direction | 3 |
| Test directions | X-, Y- and Z-axis (pos. and neg.) |
| Behavior in fire for rail vehicles (DIN 5510-2) | Test passed |
| Flame test method (DIN EN 60695-11-10) | V0 |
| Oxygen index (DIN EN ISO 4589-2) | >32 % |
| NF F16-101, NF F10-102 Class I | 2 |
| NF F16-101, NF F10-102 Class F | 2 |
| Surface flammability NFPA 130 (ASTM E 162) | passed |
| Specific optical density of smoke NFPA 130 (ASTM E 662) | passed |
| Smoke gas toxicity NFPA 130 (SMP 800C) | passed |
| Calorimetric heat release NFPA 130 (ASTM E 1354) | 28 MJ/kg |
| Fire protection for rail vehicles (DIN EN 45545-2) R22 | HL 1 - HL 3 |
| Fire protection for rail vehicles (DIN EN 45545-2) R23 | HL 1 - HL 3 |
| Fire protection for rail vehicles (DIN EN 45545-2) R24 | HL 1 - HL 3 |
| Fire protection for rail vehicles (DIN EN 45545-2) R26 | HL 1 - HL 3 |

Dimensions

| | |
|--------------|---------|
| Width | 12.5 mm |
| Length | 21 mm |
| Height NS 15 | 27.2 mm |

Connection data

| | |
|------------------------------------|----------------------|
| Connection method | Push-in connection |
| Connection in acc. with standard | IEC 60947-7-1 |
| Conductor cross section solid min. | 0.14 mm ² |
| Conductor cross section solid max. | 1.5 mm ² |
| Conductor cross section AWG min. | 26 |

Distribution block - PTFIX 6X1,5-NS15A GN - 3002963

Technical data

Connection data

| | |
|--|----------------------|
| Conductor cross section AWG max. | 16 |
| Conductor cross section flexible min. | 0.14 mm ² |
| Conductor cross section flexible max. | 1.5 mm ² |
| Min. AWG conductor cross section, flexible | 26 |
| Max. AWG conductor cross section, flexible | 16 |
| Conductor cross section flexible, with ferrule without plastic sleeve min. | 0.25 mm ² |
| Conductor cross section flexible, with ferrule without plastic sleeve max. | 1.5 mm ² |
| Conductor cross section flexible, with ferrule with plastic sleeve min. | 0.25 mm ² |
| Conductor cross section flexible, with ferrule with plastic sleeve max. | 1.5 mm ² |
| Stripping length | 8 mm ... 10 mm |
| Internal cylindrical gage | A1 / B1 |

Standards and Regulations

| | |
|--|---|
| Connection in acc. with standard | IEC 60947-7-1 |
| Flammability rating according to UL 94 | V0 |
| Fire protection for rail vehicles (DIN EN 45545-2) R22 | HL 1 - HL 3 HL 1 - HL 3 HL 1 - HL 3 HL 1 - HL 3 |
| Fire protection for rail vehicles (DIN EN 45545-2) R23 | HL 1 - HL 3 HL 1 - HL 3 HL 1 - HL 3 HL 1 - HL 3 |
| Fire protection for rail vehicles (DIN EN 45545-2) R24 | HL 1 - HL 3 HL 1 - HL 3 HL 1 - HL 3 HL 1 - HL 3 |
| Fire protection for rail vehicles (DIN EN 45545-2) R26 | HL 1 - HL 3 HL 1 - HL 3 HL 1 - HL 3 HL 1 - HL 3 |

Environmental Product Compliance

| | |
|------------|---|
| China RoHS | Environmentally friendly use period: unlimited = EFUP-e |
| | No hazardous substances above threshold values |

Drawings

Circuit diagram



Approvals

Approvals

Approvals


CSA / UL Recognized / cUL Recognized / cULus Recognized


Ex Approvals


Approval details

Distribution block - PTFIX 6X1,5-NS15A GN - 3002963

Approvals

| | | | |
|----------------------------|---|---|-------|
| CSA |  | http://www.csagroup.org/services-industries/product-listing/ | 13631 |
| | D | B | C |
| Nominal voltage UN | 150 V | 300 V | 300 V |
| Nominal current IN | 15 A | 15 A | 15 A |
| mm ² /AWG/kcmil | 26-14 | 26-14 | 26-14 |

| | | | |
|----------------------------|---|---|--------------|
| UL Recognized |  | http://database.ul.com/cgi-bin/XYV/template/LISEXT/1FRAME/index.htm | FILE E 60425 |
| | D | B | C |
| Nominal voltage UN | 150 V | 300 V | 300 V |
| Nominal current IN | 15 A | 15 A | 15 A |
| mm ² /AWG/kcmil | 26-14 | 26-14 | 26-14 |

| | | | |
|----------------------------|---|---|--------------|
| cUL Recognized |  | http://database.ul.com/cgi-bin/XYV/template/LISEXT/1FRAME/index.htm | FILE E 60425 |
| | D | B | C |
| Nominal voltage UN | 150 V | 300 V | 300 V |
| Nominal current IN | 15 A | 15 A | 15 A |
| mm ² /AWG/kcmil | 26-14 | 26-14 | 26-14 |

| | | |
|------------------|---|---|
| cULus Recognized |  | http://database.ul.com/cgi-bin/XYV/template/LISEXT/1FRAME/index.htm |
|------------------|---|---|

Phoenix Contact 2018 © - all rights reserved
<http://www.phoenixcontact.com>

PHOENIX CONTACT GmbH & Co. KG
 Flachsmarktstr. 8
 32825 Blomberg
 Germany
 Tel. +49 5235 300
 Fax +49 5235 3 41200
<http://www.phoenixcontact.com>