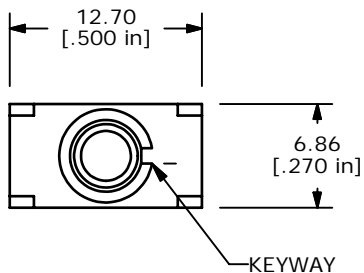
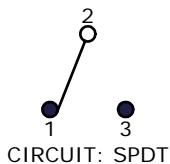


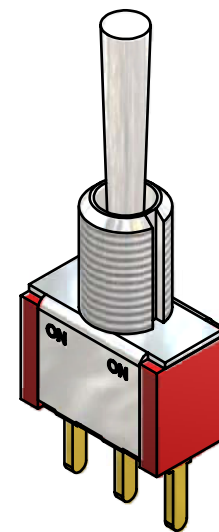
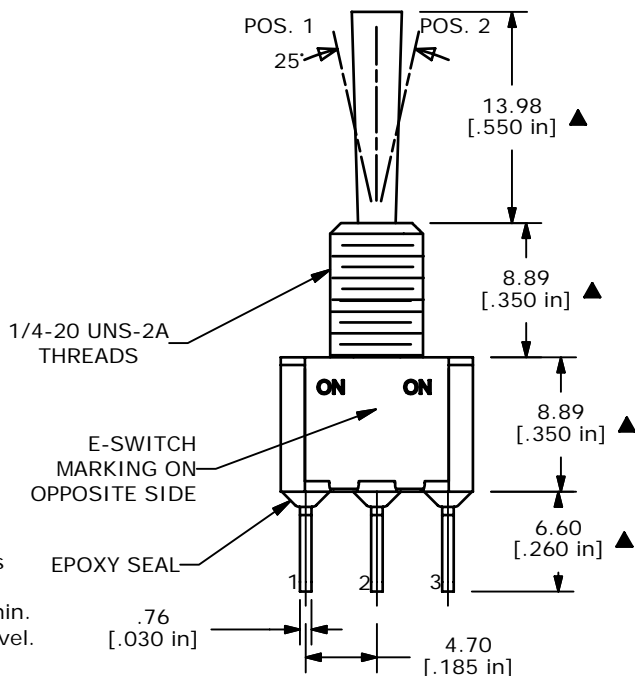
P.C. MOUNT



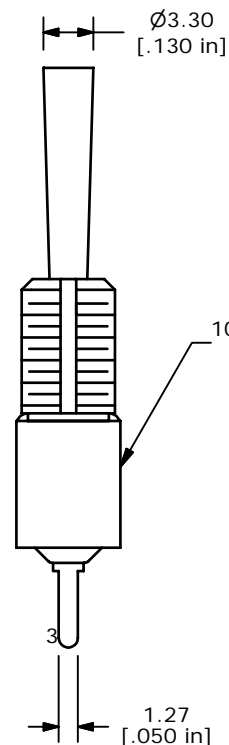
SWITCH FUNCTION		
POS. 1	POS. 2	POS. 3
ON	NONE	ON
2-3	OPEN	2-1



- NOTE:
1. ALL DIMENSIONS IN MM [INCH]
 2. GENERAL TOLERANCE: X.X=±0.4
X.XX=±0.25
 3. TERMINAL NUMBERS FOR REF ONLY
 - ▲ 4. PLATING MATERIAL: GOLD
 5. RATING: 0.4 (VA) Max. @20V Max.
 6. ELECTRIC LIFE: 40,000 make-and-break cycles at full load.
 7. INSULATION RESISTANCE: 1,000 Mega-ohm min.
 8. DIELECTRIC STRENGTH: 1,000 V RMS @sea level.
 9. OPERATING TEMP.: -30°C to 85°C
 10. ▲ DENOTES CRITICAL PARAMETER.
 11. 2002/95/EC (ROHS) COMPLIANT
 12. HARDWARE TO SUPPLIED BULK:
 T100011-LOCK WASHER QTY-1
 T100015-LOCK RING QTY-1
 T100005-HEX NUT QTY-2



ISOMETRIC



100SP1T3B1M2RE (T111038)



B	17244	FIXED DIMENSIONS	5/2/07	TN
A	15517	RELEASE	11/9/05	PH
REV	PCR NO	DESCRIPTION	DATE	BY

TITLE 100SP1T3B1M2REH				
SCALE	DATE	DR	DWG	REV
2:1	5/2/2007	TN	ST111038	B

THE INFORMATION CONTAINED IN THIS DOCUMENT IS PROPRIETARY TO E-SWITCH AND IS NOT TO BE COPIED OR TRANSFERRED