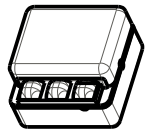
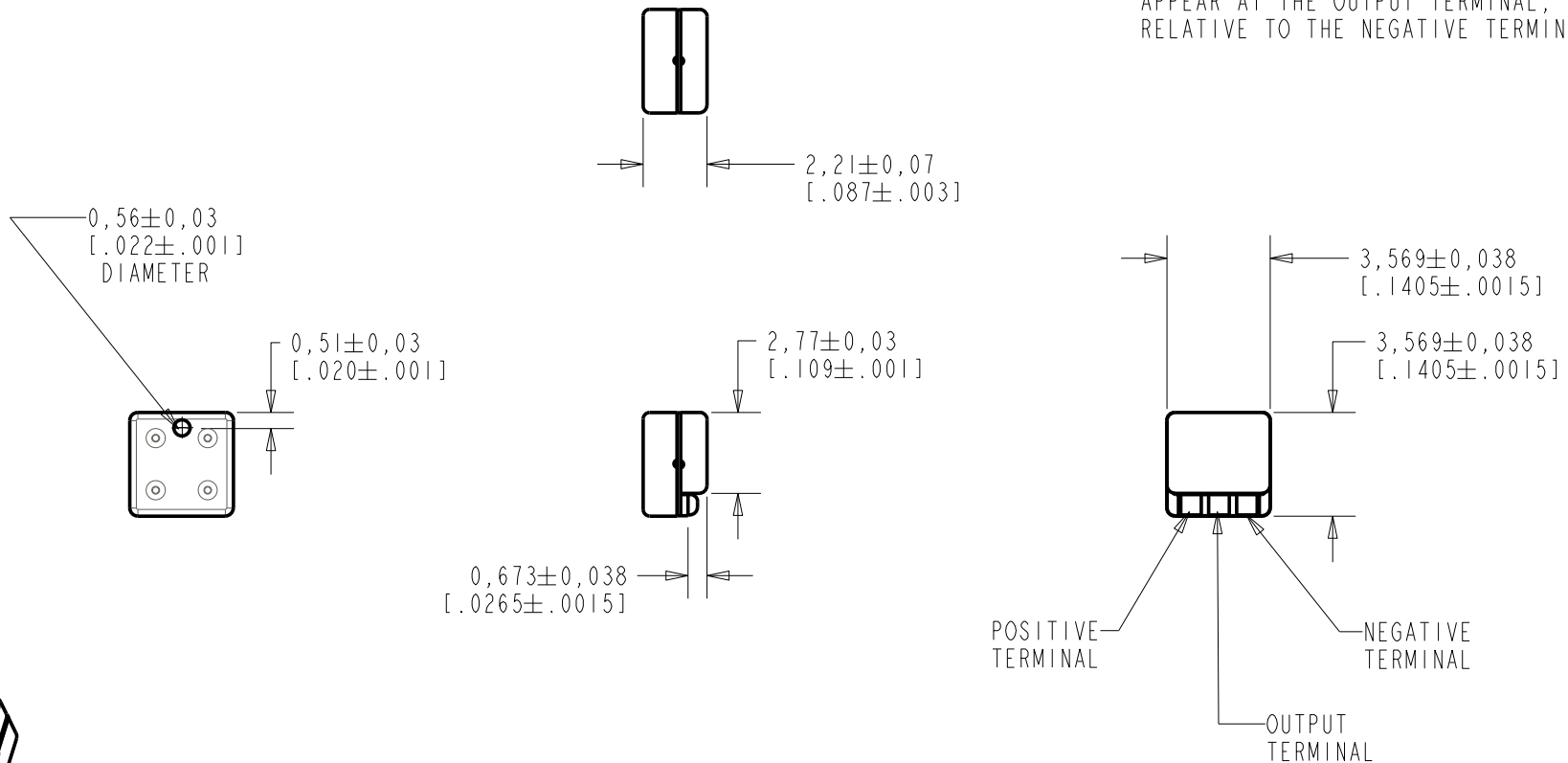


EM-23069-000

SHT 1.1

NOTE:

1. INCREASED PRESSURE AT SOUND INLET CAUSES A POSITIVE GOING VOLTAGE TO APPEAR AT THE OUTPUT TERMINAL, RELATIVE TO THE NEGATIVE TERMINAL.



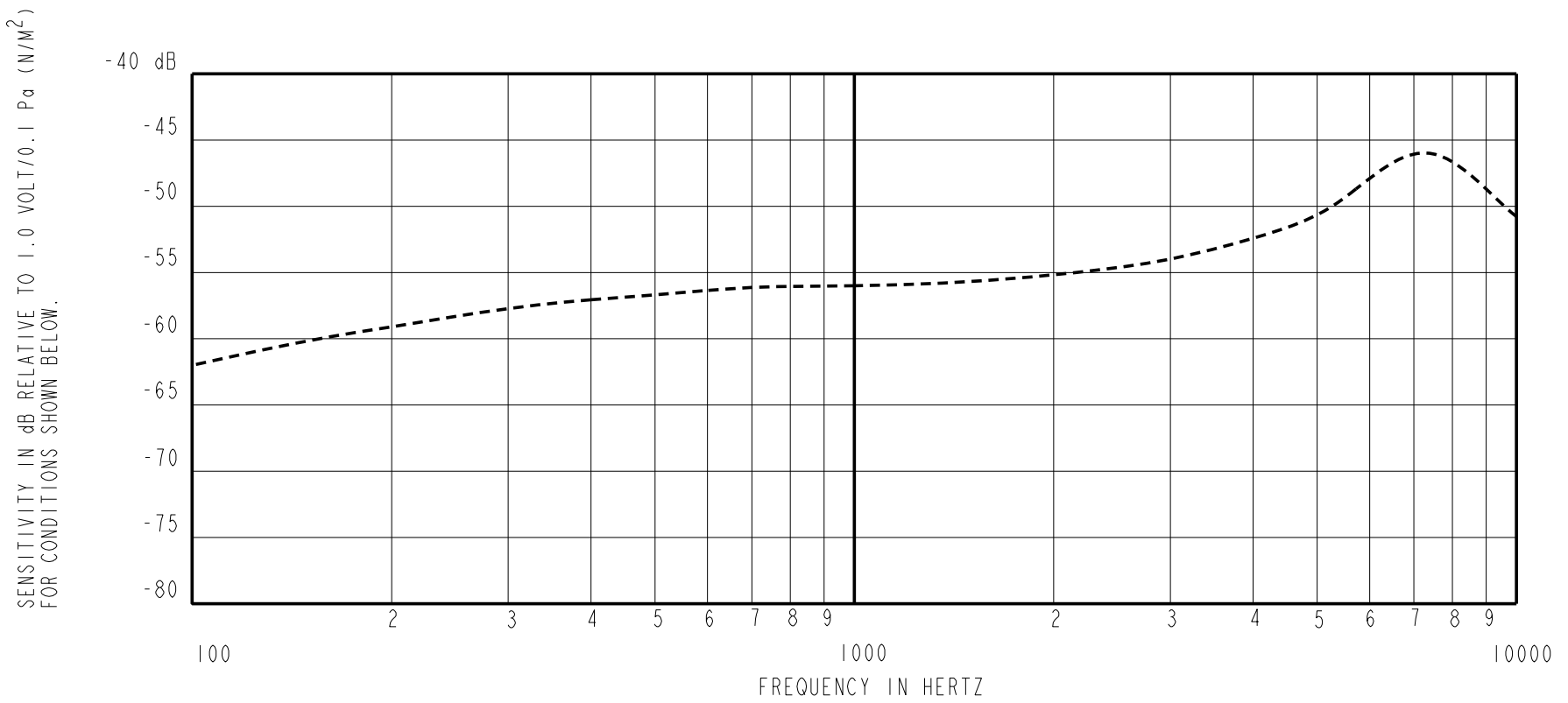
NOMINAL WEIGHT
.08 GRAMS

DIMENSIONS IN MILLIMETERS [INCHES]

Revision	C.O. #	Implementation Date	RELEASE LEVEL	REVISION
B	MI0102011	6-10-08	Active	B
A	MI0101257	10-25-06		

SCALE: 4:1		DR. BY: LSY	DATE: 10-25-06
DO NOT SCALE DRAWING			
TITLE: MICROPHONE		EM-23069-000	
OUTLINE DRAWING		SHT 1.1	
		APP. BY: GJP	DATE: 11-6-06
		APP. BY: GJP	DATE: 11-6-06

KNOWLES ELECTRONICS
ITASCA, ILLINOIS U.S.A.



FREQUENCY	SENSITIVITY			DEVICE CONFORMITY	
	MIN.	NOM.	MAX.	RANGE OF DEVIATION FROM 1KHz	
100	---	-63.0	---	-10.0	-3.0
1000	-59.0	-56.0	-53.0	0.0	0.0
≈ 7400	---	-46.0	---	+7.0	+13.0

NOTES:

- CASE CONNECTED TO NEGATIVE TERMINAL.
- MICROPHONE TO BE FUNCTIONAL WITH 10 VDC SUPPLY.
- TYPICAL SENSITIVITY TO HUMIDITY AT 1000Hz IS 0.03 dB/%RH
- SENSITIVITY AND NOISE VALUES INDICATED ON THIS SPECIFICATION ARE VALID AT 50% HUMIDITY.

PORT LOCATION	DC SUPPLY	AMPLIFIER CURRENT DRAIN	SENSITIVITY CHANGE ON REDUCING SUPPLY TO 0.9VDC	"A" WEIGHTED NOISE (Re 1 VOLT)	OUTPUT IMPEDANCE OHMS		
					MIN.	NOM.	MAX.
12Kn	1.3V	50 μA MAX.	3 dB MAX.	33.0 dB MAX.	2800	4400	6800

Revision	C.O. #	Implementation Date	RELEASE LEVEL	REVISION
B	M10102011	6-10-08	Active	B
A	M10101257	10-25-06		
WHEN TEST LIMITS ARE USED TO ESTABLISH INCOMING INSPECTION ACCEPTANCE/REJECTION CRITERIA, CORRELATION OF TEST EQUIPMENT WITH KNOWLES IS ALSO REQUIRED FOR ELIMINATION OF EQUIPMENT AND TEST METHOD VARIATION				
TITLE: MICROPHONE			EM-23069-000	DR. BY DATE LSY 10-25-06
PERFORMANCE SPECIFICATION			SHT 2.1	CK. BY DATE GJP 11-6-06
				APP. BY DATE GJP 11-6-06

KNOWLES ELECTRONICS
ITASCA, ILLINOIS U.S.A.