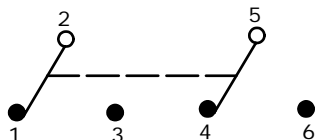


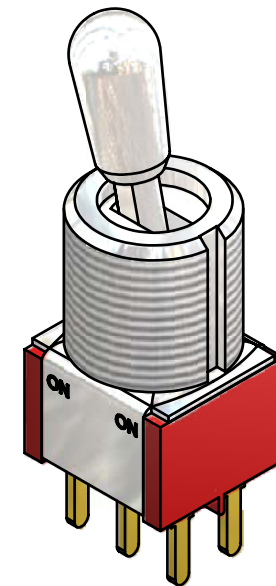
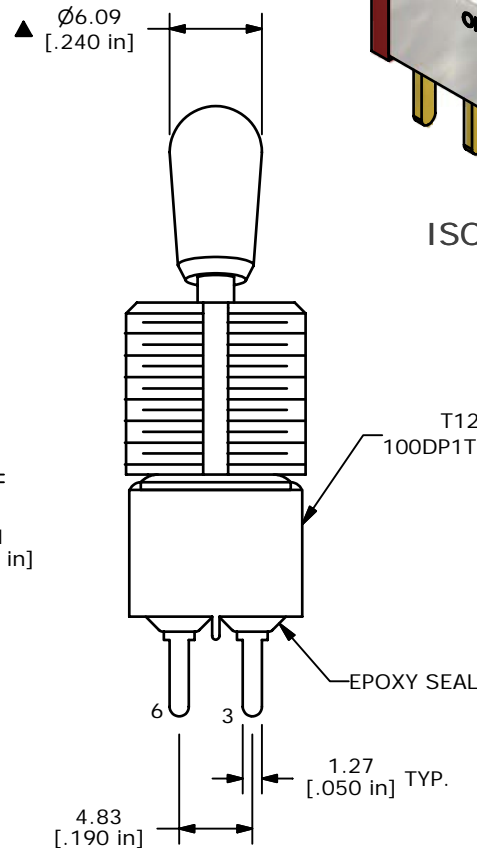
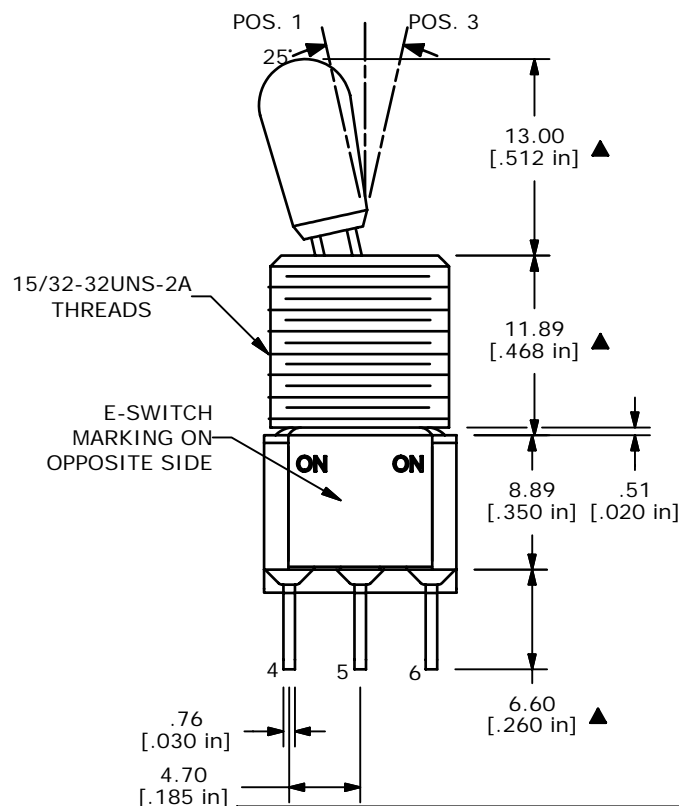
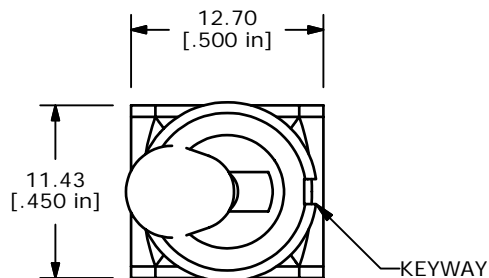
SWITCH FUNCTION		
POS. 1	POS. 2	POS. 3
ON	NONE	ON
2-3, 5-6	OPEN	2-1, 5-4



CIRCUI: DPDT

NOTE:

1. ALL DIMENSIONS IN MM [INCH]
2. GENERAL TOLERANCE: X.X=±0.4
X.XX=±0.25
3. TERMINAL NUMBERS FOR REF ONLY
- ▲4. PLATING MATERIAL: SILVER
5. RATING: 2 AMPS @250VAC
5 AMPS @120VAC OR 28VDC
6. ELECTRIC LIFE: 40,000 make-and-break cycles at full load.
7. INSULATION RESISTANCE: 1,000 Mega-ohm min.
8. DIELECTRIC STRENGTH: 1,000 V RMS @sea level.
9. OPERATING TEMP.: -30°C to 85°C
10. ▲ DENOTES CRITICAL PARAMETER.
11. 2002/95/EC (ROHS) COMPLIANT
- ▲12. HARDWARE TO BE SHIPPED BULK:
T100012 - LOCK WASHER (1)
T100003 - LOCK RING (1)
T100004 - HEX NUT (2)



ISOMETRIC



B	17467	REVISED AND REDRAWN	7/13/07	BF
REV	PCR NO	DESCRIPTION	DATE	BY

TITLE 100DP1T7B13M2QE				
SCALE 2:1	DATE 7/13/2007	DR BF	DWG ST121035	REV B

THE INFORMATION CONTAINED IN THIS DOCUMENT IS PROPRIETARY TO E-SWITCH AND IS NOT TO BE COPIED OR TRANSFERRED