

Printed-circuit board connector - MCV 0,5/15-G-2,54 P20THRR72C1 - 1706172

Please be informed that the data shown in this PDF Document is generated from our Online Catalog. Please find the complete data in the user's documentation. Our General Terms of Use for Downloads are valid (<http://phoenixcontact.com/download>)

PCB headers, nominal current: 6 A, rated voltage (III/2): 160 V, number of positions: 15, pitch: 2.54 mm, color: black, contact surface: Gold, mounting: THR soldering, Fixed coding of the first position, can be combined with the FMC 0,5/...-ST-2,54 C1 connector



The figure shows the 10-position version

Why buy this product

- Designed for integration into the SMT soldering process
- Additional solder anchors reduce the mechanical strain on the soldering spots
- Gold-plated contacts ensure transfer quality remains stable over the long term
- Vertical connection enables multi-row arrangement on the PCB
- Supplied in tape-on-reel packing according to IEC 60286-3 for automated mounting



Key Commercial Data

Packing unit	315 STK
Minimum order quantity	315 STK
GTIN	
GTIN	4046356841832

Technical data

Dimensions

Length [l]	4.8 mm
Width	42.64 mm
Pitch	2.54 mm
Dimension a	35.56 mm
Width [w]	42.64 mm
Height [h]	7.1 mm
Length of the solder pin	2 mm
Pin dimensions	0.64 x 0.64 mm

Printed-circuit board connector - MCV 0,5/15-G-2,54 P20THRR72C1 - 1706172

Technical data

Dimensions

Length	4.8 mm
--------	--------

General

Range of articles	MCV 0,5/...-G-THR
Insulating material group	IIIa
Rated surge voltage (III/3)	2.5 kV
Rated surge voltage (III/2)	2.5 kV
Rated surge voltage (II/2)	2.5 kV
Rated voltage (III/3)	32 V
Rated voltage (III/2)	160 V
Rated voltage (II/2)	160 V
Connection in acc. with standard	EN-VDE
Nominal current I_N	6 A
Insulating material	LCP
Flammability rating according to UL 94	V0
Color	black
Number of positions	15

Standards and Regulations

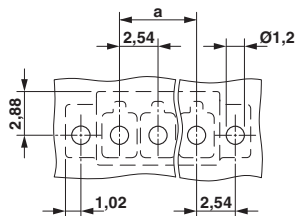
Connection in acc. with standard	EN-VDE
Flammability rating according to UL 94	V0

Environmental Product Compliance

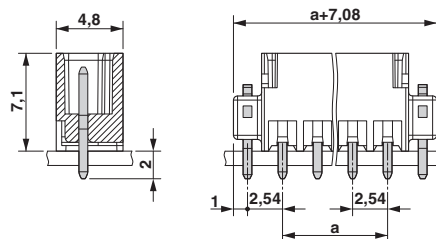
China RoHS	Environmentally friendly use period: unlimited = EFUP-e
	No hazardous substances above threshold values

Drawings

Drilling diagram



Dimensional drawing



Approvals

Approvals

Printed-circuit board connector - MCV 0,5/15-G-2,54 P20THRR72C1 - 1706172


Approvals


Approvals


cULus Recognized / VDE Gutachten mit Fertigungsüberwachung / IECCEB Scheme / EAC

Ex Approvals

Approval details

cULus Recognized		http://database.ul.com/cgi-bin/XYV/template/LISEXT/1FRAME/index.htm	E60425-19920306
		B	C
Nominal voltage UN		150 V	50 V
Nominal current IN		6 A	6 A

VDE Gutachten mit Fertigungsüberwachung		http://www2.vde.com/de/Institut/Online-Service/VDE-gepruefteProdukte/Seiten/Online-Suche.aspx	40042258
Nominal voltage UN		160 V	
Nominal current IN		6 A	

IECCEB Scheme		http://www.iecee.org/	DE1-55663-B1
Nominal voltage UN		160 V	
Nominal current IN		6 A	

EAC			B.01742
-----	---	--	---------

Phoenix Contact 2018 © - all rights reserved
<http://www.phoenixcontact.com>

PHOENIX CONTACT GmbH & Co. KG
Flachmarktstr. 8
32825 Blomberg
Germany
Tel. +49 5235 300
Fax +49 5235 3 41200
<http://www.phoenixcontact.com>