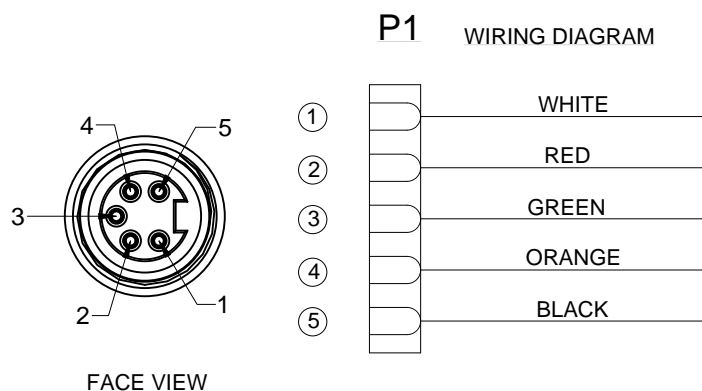
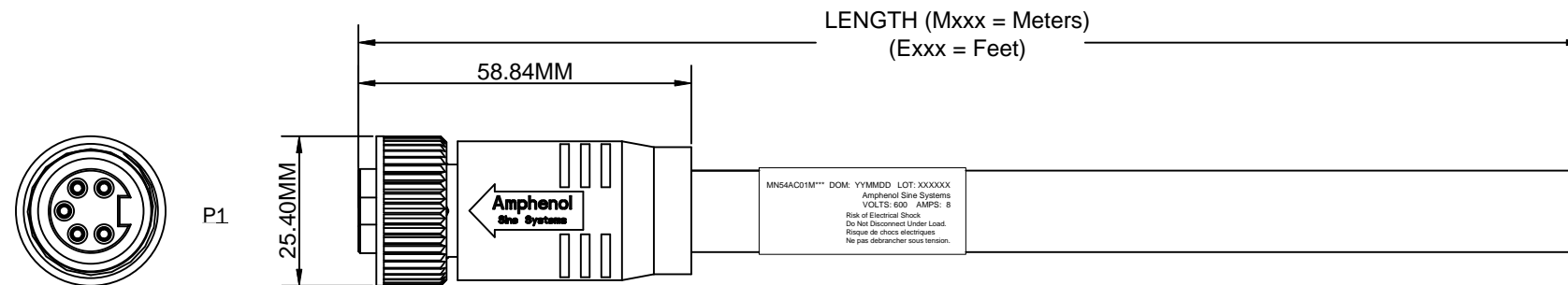


REVISIONS							
REV	ZONE	ECO	DESCRIPTION	DATE	BY	CHK	APPR
A1	-	-	TECHNICAL DATA SHEET RELEASE	30SEP15	LFA	-	-



TECHNICAL DATA:

1) MATERIALS:

COUPLING NUT: MACHINED ALUMINUM, ANODIZED
 INSULATION INSERT: THERMOPLASTIC, UL 94/V-0
 CONTACT: GOLD FLASH PLATING OVER COPPER ALLOY
 OVERMOLD MATERIAL: THERMOPLASTIC COLOR: YELLOW
 CABLE RATING: UL LISTED TYPE STOOW, CSA CERTIFIED TYPE ST, FT2 FLAME RATING, 600V, 105°C
 CABLE JACKET MATERIAL: PVC COLOR: YELLOW
 CONDUCTOR INSULATION: PVC
 NUMBER OF CONDUCTORS: (5) 16AWG

2) ELECTRICAL DATA:

CURRENT (MAX): 8A
 VOLTAGE (MAX): 600V AC/DC
 INSULATION RESISTANCE (MIN): 5000M

OHMS

DIELECTRIC TEST VOLTAGE: 2200V

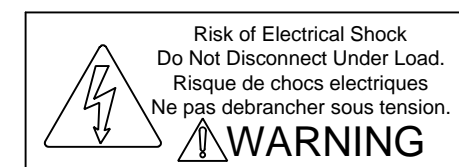
3) MECHANICAL DATA:

TEMPERATURE RANGE: -20°C TO +105°C
 PROTECTION: IP67 (MATED CONDITION)
 MATING CYCLES: >500
 VIBRATION RESISTANCE PER MIL-STD-202 METHOD 204
 THERMAL SHOCK PER MIL-STD-202 METHOD 207
 48 HOUR SALT SPRAY PER MIL-STD-202 METHOD 101

4) RoHS COMPLIANT

5) UL 2238 LISTED ASSEMBLY
 UL FILE NUMBERS: E224856

TOLERANCE	
0-2.99 M = +100.0/-25.0mm	0-9.99 FT = +4" / -1"
3-8.99 M = +150.0/-25.0mm	10.00-29.99 FT = +6" / -1"
9-14.99 M = +300.0/-25.0mm	30.00-49.99 FT = +12" / -1"
15-OVER M = +450.0/-25.0mm	50 FT-OVER = +18" / -1"



QUANTITY	PART NUMBER	DESCRIPTION	ITEM
MATERIALS LIST			
<p>Amphenol</p> <p>Sine Systems - www.sineco.com 44724 Morley Drive Clinton Township, MI 48036</p>			
<p>MINIBOSS M22 (7/8"), 5 PIN, Female, Straight, 16 AWG, STOOW, PVC Jacket</p>			
<p>UNLESS OTHERWISE SPECIFIED:</p> <p>1) All dimensions are in metric (mm). 2) Tolerances are as follows: 1 PL DEC ±0.30 Fractions ±1/64 2 PL DEC ±0.15 Angles ±1° 3 PL DEC ±0.08</p>		<p>SIGNATURES DATE</p> <p>DRAWN: KMM 12-MAY-14 CHECKED: MRF 12-MAY-14 ENGINEER: KMM APPROVAL: RFC 12-MAY-14</p>	
<p>MATERIAL SPECIFICATIONS:</p>		<p>CUSTOMER:</p>	
<p>PROCESS SPECIFICATIONS:</p>		<p>THIS DRAWING IS SUPPLIED FOR INFORMATION ONLY. DESIGN FEATURES, SPECIFICATIONS AND PERFORMANCE DATA SHOWN HEREON ARE THE PROPERTY OF THE AMPHENOL CORPORATION. NO RIGHTS OF REPRODUCTION ARE IMPLIED. ALL DIMENSIONS ARE SUBJECT TO NORMAL MANUFACTURING VARIATIONS.</p>	
<p>NEXT ASSY:</p>		<p>SCALE: HALF</p>	
		<p>SIZE: C- DWG NO: MN54AC01 REVISION: A1</p>	
		<p>C-MN54AC01 SHEET 1 OF 1</p>	