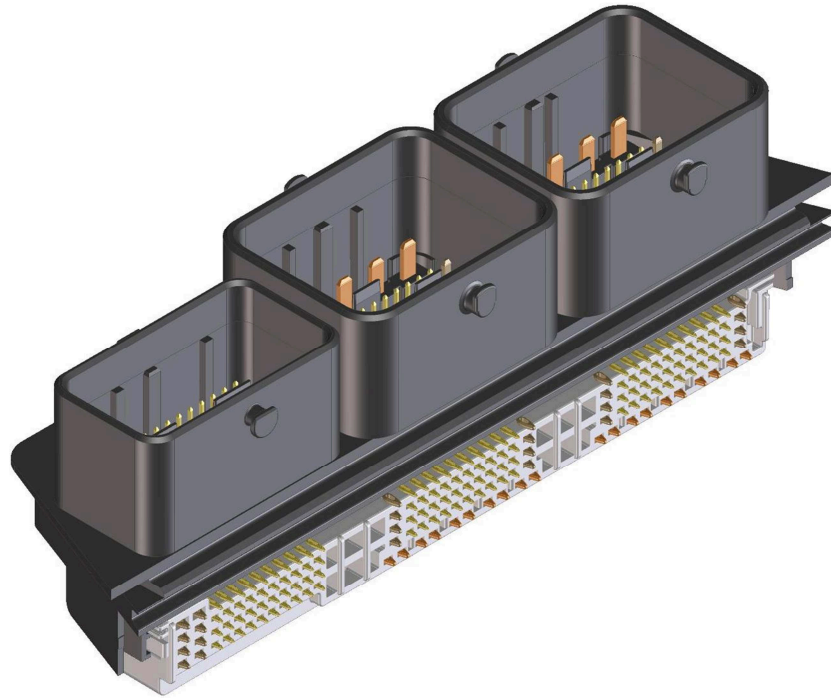




PRODUCT SPECIFICATION



1.0 SCOPE

This specification covers a three-bay CMC Header assembly consisting of 154 blade contacts. The blade contact interfaces are 0.64 mm, 1.50 mm and 2.80 mm. This header assembly is intended to be attached to a printed circuit board by a press-fit compliant contact.

2.0 PRODUCT DESCRIPTION

2.1 Product Name and Series Number(s)

- 154Way CMC Header Assembly – 3476300xx
- 53Way CMC Harness Connector – 64321xxxx / 98995xxxx
- 48Way CMC Harness Connector – 64320xxxx / 98993xxxx
- CP0.6 Sn Receptacle Terminal – 6432210x9 – 0.35mm² - 0.75mm² wire
- CP0.6 Au Receptacle Terminal – 6432212x9 – 0.35mm² - 0.75mm² wire
- CP1.5 Sn Receptacle Terminal – 6432310x9 – 0.5mm² - 2.0mm² wire
- CP1.5 Au Receptacle Terminal – 643231x19 – 0.5mm² - 2.0mm² wire
- CP2.8 Sn Receptacle Terminal – 6432410x9 – 2.5mm² - 5.0mm² wire

REVISION: B	ECR/ECN INFORMATION: EC No: UAU2014-0902 DATE: 12/4/2013	TITLE: 154way CMC Header Assembly Right Angle, Compliant Blade 34763-00xx	SHEET No. 1 of 5
DOCUMENT NUMBER: PS-34763-001	CREATED / REVISED BY: S. Babby	CHECKED BY: J. Mauney	APPROVED BY: D. Krawczyk



PRODUCT SPECIFICATION

2.2 Dimensions, Materials, Platings and Markings

- Housing – 35% glass filled Nylon 6,6
- PAP – 35% glass filled Nylon 6,6
- 0.64mm Blade
 - Base material – C51000
 - Harness interface Sn plating – 1.0-3.0µm electro-deposited matte tin over 1.25µm minimum electro-deposited nickel
 - Harness interface Au plating – 0.80µm min gold over 1.25µm minimum electro-deposited nickel
 - PCB interface plating – 0.5-1.0µm electro-deposited matte tin over 0.5-0.8µm electro-deposited nickel
- 1.50mm Blade
 - Base material – C51000
 - Harness interface Sn plating – 1.0-3.0µm electro-deposited matte tin over 1.25µm minimum electro-deposited nickel
 - Harness interface Au plating – 0.80µm min gold over 1.25µm minimum electro-deposited nickel
 - PCB interface plating – 0.5-1.0µm electro-deposited matte tin over 0.5-0.8µm electro-deposited nickel
- 2.80mm Blade
 - Base material – C51000
 - Harness interface plating – 1.0-3.0µm electro-deposited matte tin over 1.25µm minimum electro-deposited nickel
 - PCB interface plating – 0.5-1.0µm electro-deposited matte tin over 0.5-0.8µm electro-deposited nickel

2.3 Safety Agency Approvals

- UL File Number – not applicable
- CSA File Number – not applicable
- TUV License Number – not applicable

3.0 Applicable Documents and Specifications

3.1 Sales Drawing

- 154way CMC Header Assembly – SD-34763-001
- 53way CMC Harness Connector – SD-64321-001
- 48way CMC Harness Connector – SD-64320-001
- CP0.6 Receptacle Terminal – SD-64322-001
- CP1.5 Receptacle Terminal – SD-64323-001
- CP2.8 Receptacle Terminal – SD-64324-001

REVISION: B	ECR/ECN INFORMATION: EC No: UAU2014-0902 DATE: 12/4/2013	TITLE: 154way CMC Header Assembly Right Angle, Compliant Blade 34763-00xx	SHEET No. 2 of 5
DOCUMENT NUMBER: PS-34763-001	CREATED / REVISED BY: S. Babby	CHECKED BY: J. Mauney	APPROVED BY: D. Krawczyk



PRODUCT SPECIFICATION

3.2 Compliant Interface Requirements

3.2.1 Compliant Interface

- EON on 0.64 blades per SD-34481-012
- EON on 1.50 & 2.80 blades per SD-78007-012
- PCB specification
 - PCB in accordance with IEC 60352-5
 - Material FR4 min. TG 130
 - Single layer thickness larger than 0.8 mm
 - Total thickness of PCB from 1.5 to 2.4 mm in accordance with the IEC 60326-3. If other PCB thickness required, Molex Engineering to approve.

4.0 Ratings

4.1 Temperature

Operating: -40°C to +105°C

4.2 Current

- The maximum test current capability per USCAR-2 rev5:
 - 0.64 blade mated to a CP0.6 Sn plated receptacle crimped to 0.75mm² wire – 8.0 A
 - 1.50 blade mated to a CP1.5 Sn plated receptacle crimped to 2.0mm² wire – 10.5 A
 - 2.80 blade (single strap) mated to a CP2.8 Sn plated receptacle crimped to 5.0mm² wire – 13.5 A
 - 2.80 blade (dual strap) mated to a CP2.8 Sn plated receptacle crimped to 5.0mm² wire – 17.0 A

Reference Appendix A for derating curves.

4.3 Voltage

250V_{AC} per PS-64321-001 and PS-64319-001

5.0 Performance

- See the below DVPR(s) for 154way CMC Header (34763-00xx) validation
 - DVPR0930 – validation of Au plating
 - DVPR0619 – initial program validation with Sn plating
 - DVPR1651 – Replacement of C42520 in 0.64 blade with C51000

6.0 Packaging

Parts shall be packaged to protect against damage during handling, transit and storage.

7.0 Gages and Fixtures

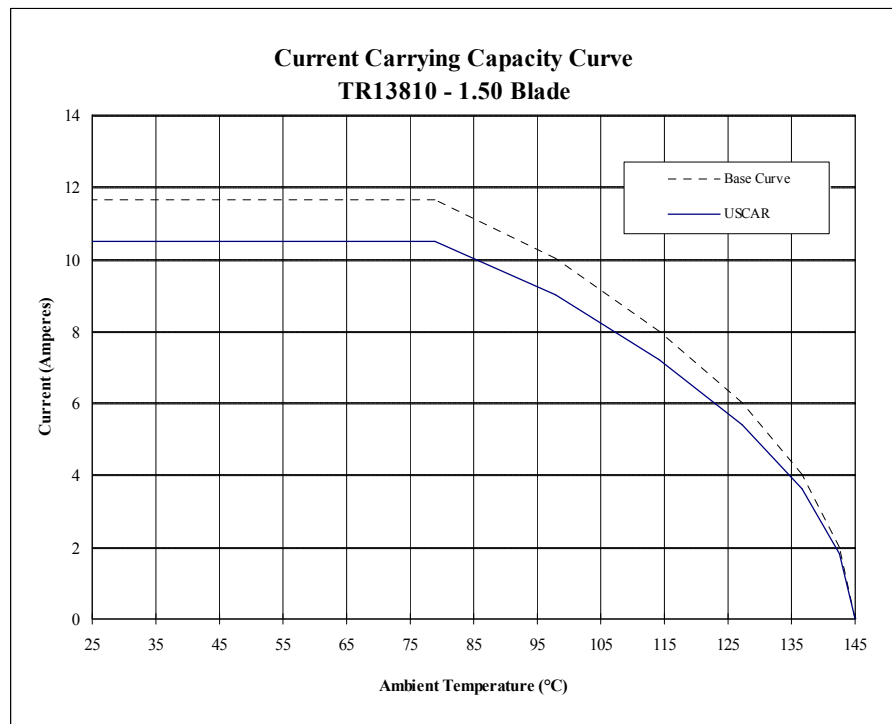
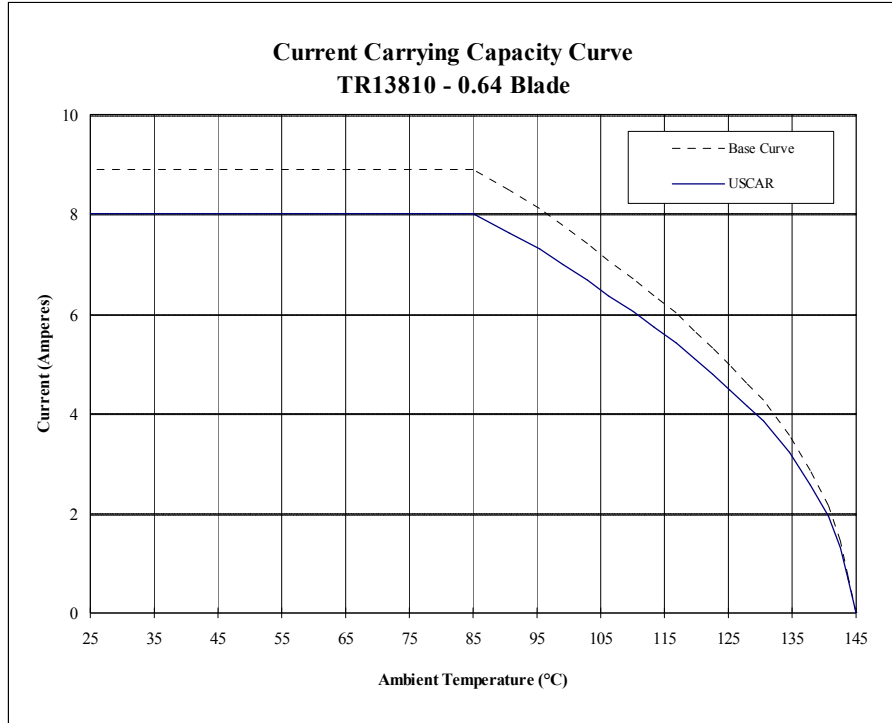
8.0 Other Information

REVISION: B	ECR/ECN INFORMATION: EC No: UAU2014-0902 DATE: 12/4/2013	TITLE: 154way CMC Header Assembly Right Angle, Compliant Blade 34763-00xx	SHEET No. 3 of 5
DOCUMENT NUMBER: PS-34763-001	CREATED / REVISED BY: S. Babby	CHECKED BY: J. Mauney	APPROVED BY: D. Krawczyk



PRODUCT SPECIFICATION

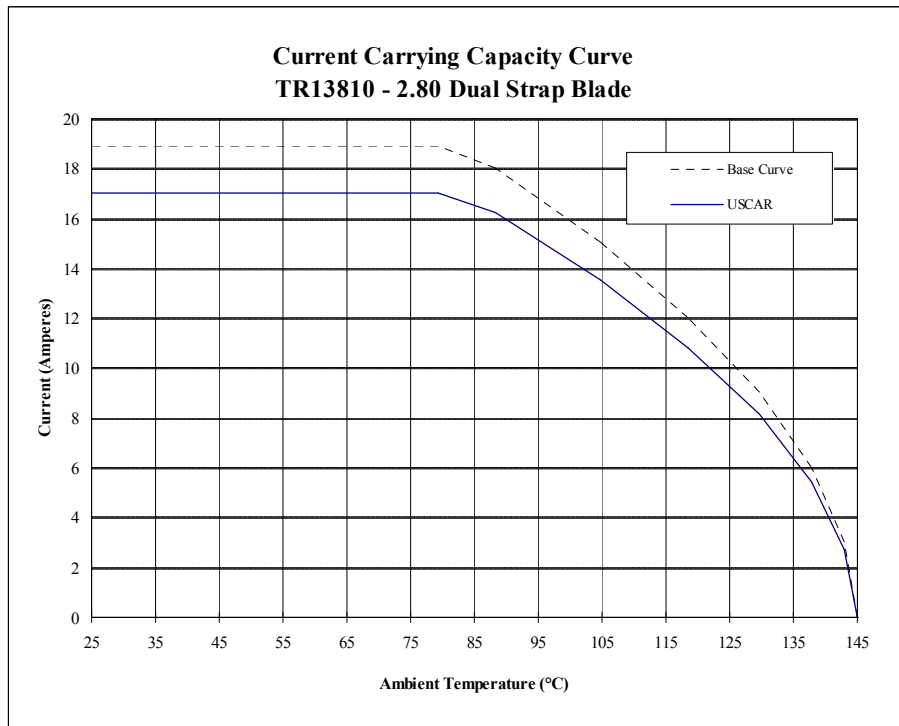
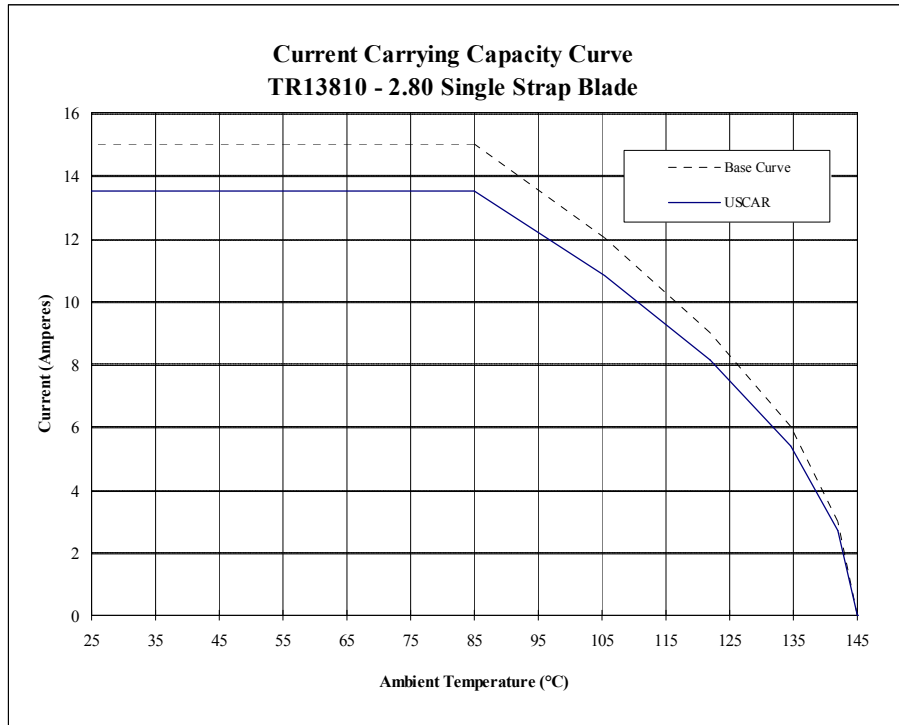
Appendix A



REVISION: B	ECR/ECN INFORMATION: EC No: UAU2014-0902 DATE: 12/4/2013	TITLE: 154way CMC Header Assembly Right Angle, Compliant Blade 34763-00xx	SHEET No. 4 of 5
DOCUMENT NUMBER: PS-34763-001	CREATED / REVISED BY: S. Babby	CHECKED BY: J. Mauney	APPROVED BY: D. Krawczyk



PRODUCT SPECIFICATION



REVISION: B	ECR/ECN INFORMATION: EC No: UAU2014-0902 DATE: 12/4/2013	TITLE: 154way CMC Header Assembly Right Angle, Compliant Blade 34763-00xx	SHEET No. 5 of 5
DOCUMENT NUMBER: PS-34763-001	CREATED / REVISED BY: S. Babby	CHECKED BY: J. Mauney	APPROVED BY: D. Krawczyk