

## Sensor/actuator box - SACB-10/3-L-M16-M8 - 1516218

Please be informed that the data shown in this PDF Document is generated from our Online Catalog. Please find the complete data in the user's documentation. Our General Terms of Use for Downloads are valid (<http://phoenixcontact.com/download>)




Sensor/actuator box, application: Standard, connection method: M8 socket Metal, number of slots: 10, number of positions: 3, slot assignment: single, status display: yes, pnp; master cable connection: M16 plug connection 90°, shielding: no

### Why buy this product

- Safety in the field, thanks to molded housing and high degree of protection
- Flexible, distributed bundling of signals in one master cable
- Convenient: increased machine availability thanks to quick and easy diagnostics



### Key Commercial Data

Packing unit	1 STK
GTIN	 4 017918 967147
GTIN	4017918967147

### Technical data

#### General

Rated voltage	24 V DC
Max. operating voltage $U_{max}$	30 V DC
Current carrying capacity per I/O signal	2 A
Current carrying capacity per slot	2 A
Total rated current	6 A
Number of positions	3
Number of slots	10
Flammability rating according to UL 94	V0
Sensor/actuator connection system	M8 socket

#### Ambient conditions

Degree of protection	IP65
	IP67
Ambient temperature (operation)	-30 °C ... 80 °C

# Sensor/actuator box - SACB-10/3-L-M16-M8 - 1516218

## Technical data

### Local diagnostics function

Local diagnostics	Supply voltage per module Green LED
	Status display I/O Yellow LED

### Master cable data/connection data

Connection method	M16 plug connection
Tightening torque - master cable - plug connection	1.5 Nm
Tightening torque slot sensor/actuator cable	0.2 Nm

### Insulation material

Housing material	PBT
Material of the moulding mass	PUR
Contact material	CuSn
Contact surface material	Ni/Au
Contact carrier material	PA
Material of contact, master cable side	CU alloy
Material of threaded sleeve	Cu alloy
Material of threaded sleeve surface	Nickel-plated
O-ring material	NBR

### Pin assignment

Slot/position = Wire color or connection	1 / 4 (A) = P
	2 / 4 (A) = J
	3 / 4 (A) = T
	4 / 4 (A) = S
	5 / 4 (A) = G
	6 / 4 (A) = R
	7 / 4 (A) = E
	8 / 4 (A) = O
	9 / 4 (A) = C
	10 / 4 (A) = N
	1-10 / 1 (+24 V) = A+M
	1-10 / 3 (0 V) = L+U

### Standards and Regulations

Standard designation	M8 connector
Standards/regulations	IEC 61076-2-104
Connection in acc. with standard	CUL
Flammability rating according to UL 94	V0

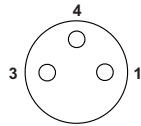
### Environmental Product Compliance

China RoHS	Environmentally Friendly Use Period = 50
	For details about hazardous substances go to tab "Downloads", Category "Manufacturer's declaration"

# Sensor/actuator box - SACB-10/3-L-M16-M8 - 1516218

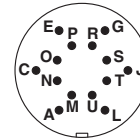
## Drawings

Schematic diagram



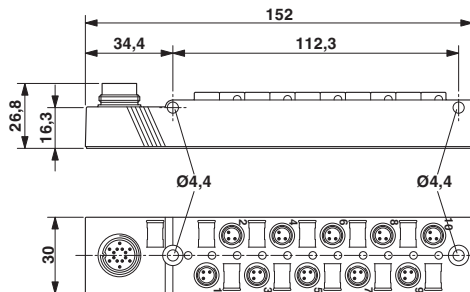
M8 slot, socket, 3-pos.

Schematic diagram

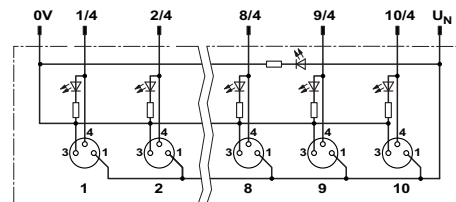


M16 plug connection pin, 14-pos.

Dimensional drawing



Circuit diagram



Further information can be found in the connection assignment section

## Approvals

### Approvals

#### Approvals

UL Recognized / cUL Recognized / EAC / cULus Recognized

#### Ex Approvals

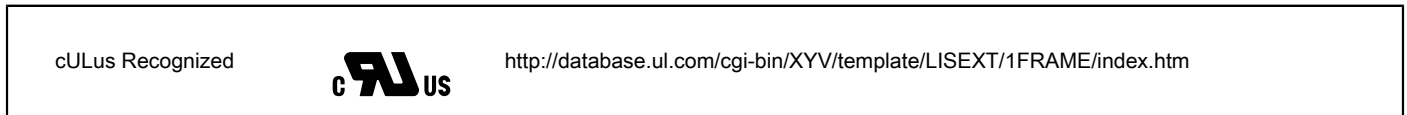
### Approval details

UL Recognized		<a href="http://database.ul.com/cgi-bin/XYV/template/LISEXT/1FRAME/index.htm">http://database.ul.com/cgi-bin/XYV/template/LISEXT/1FRAME/index.htm</a>	FILE E 118976
Nominal voltage UN		24 V	

cUL Recognized		<a href="http://database.ul.com/cgi-bin/XYV/template/LISEXT/1FRAME/index.htm">http://database.ul.com/cgi-bin/XYV/template/LISEXT/1FRAME/index.htm</a>	FILE E 118976
Nominal voltage UN		24 V	

## Sensor/actuator box - SACB-10/3-L-M16-M8 - 1516218

### Approvals



Phoenix Contact 2018 © - all rights reserved  
<http://www.phoenixcontact.com>

PHOENIX CONTACT GmbH & Co. KG  
Flachmarktstr. 8  
32825 Blomberg  
Germany  
Tel. +49 5235 300  
Fax +49 5235 3 41200  
<http://www.phoenixcontact.com>