

6

5

4

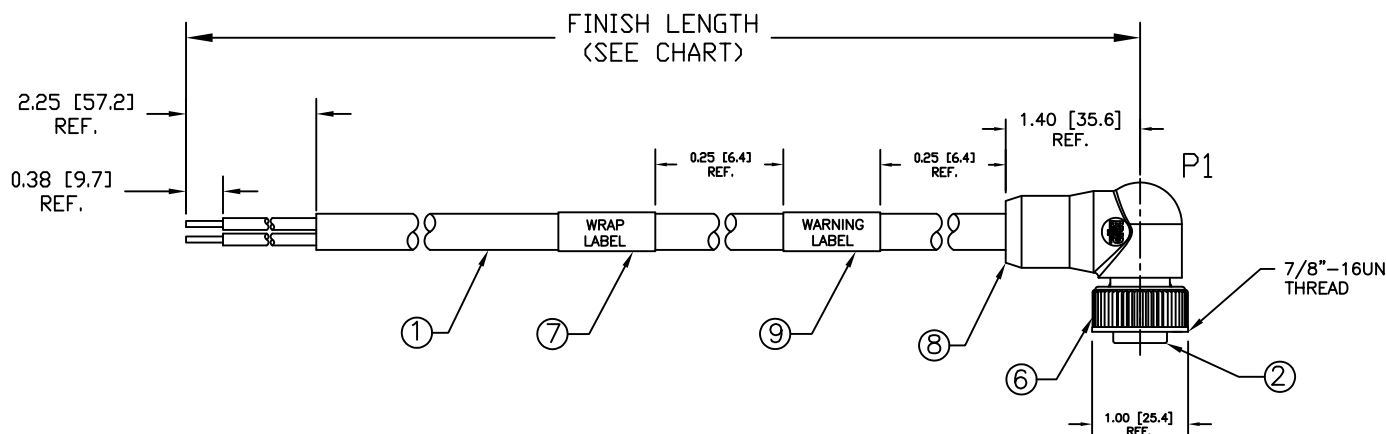
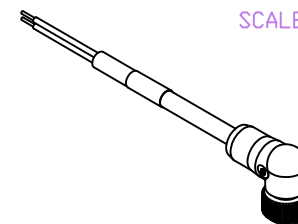
3

2

1

PART NUMBER	ENGINEERING NO.	LENGTH ± TOLERANCE
1300610119	104001A46M020	6' 6.74' +3.50'/-0' [2M +88.9/-0 mm]

AUX VIEW
SCALE 1:4



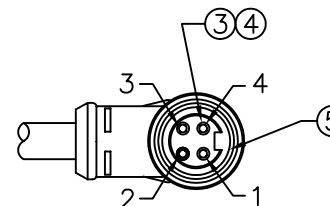
NOTES:

- 1) MATERIAL: SEE TABLE
- 2) FINISHES: SEE TABLE
- 3) WRAP LABEL IS MARKED WITH P/N, DATE CODE, VOLTAGE & AMPERAGE
- 4) ELECTRICAL DATA:
INLINE CORDSET
FEMALE A-SIZE WITH FLYING LEADS
14AWG UNSHIELDED
POLES: 4
MAX. VOLTAGE: 600V
MAX. CURRENT: 15A
PROTECTION IP67
TEMPERATURE RANGE: -20°C TO 90°C
- 5) PACKAGING:
CABLE ASSEMBLIES ARE BAGGED SEPARATELY
IN POLY BAGS WITH BAR CODE LABEL ATTACHED
TO OUTSIDE OF BAG.
- 6) ASSEMBLY IS RoHS COMPLIANT.
- 7) CERTIFICATION:
UL2237, FILE NO. E258922

P1

DESCRIPTION	NUMBER
BLACK	1
WHITE	2
RED	3
GREEN/YELLOW	4

WIRING DIAGRAM

FACE VIEW
FEMALE

ITEM	QTY	DESCRIPTION	MATERIAL	FINISH
9	1	ANGER LABEL	VINYL	BLACK
8	A/R	MOLDING COMPOUND	PVC	GRAY
7	1	WRAP LABEL	VINYL	YELLOW
6	1	FEMALE COUPLING NUT	ZINC ALLOY	BLACK E-COAT
5	1	FRICION RING	NYLON	NATURAL
4	4	SOCKET SLEEVE	STAINLESS STEEL	
3	4	SOCKET CONTACT	BRASS	GOLD PLATE
2	1	4P FEMALE INSERT	PVC	BLACK
1	SEE TABLE	#14/4 CABLE	PVC JACKET	GRAY

SD RELEASE EC NO: WNA2010-0426 DRWN: YOU 2010/01/14 CHKD: BWOODMAN APPR: JFMURPHY 2010/01/20	QUALITY SYMBOLS	▽=0
		▽C=0
1	REV	

	GENERAL TOLERANCES (UNLESS SPECIFIED)	
	mm	INCH
4 PLACES	±---	±---
3 PLACES	±---	±.005
2 PLACES	±0.13	±.010
1 PLACE	±0.25	±.020
ANGULAR ±1/2°		
DRAFT WHERE APPLICABLE MUST REMAIN WITHIN DIMENSIONS		

DIMENSION STYLE	
INCH/MM	
DRAWN BY	DATE
---	---
CHECKED BY	DATE
BWOODMAN	2010/01/15
APPROVED BY	DATE
JFMURPHY	2010/01/20
MATERIAL NO.	
SEE CHART	
SIZE	
A	

SCALE	DESIGN UNITS	THIRD ANGLE PROJECTION
1:2	INCH	☉
TITLE		
MINI-CHANGE BRAD POWER 4P FP 90 DEGREE #14/4 AWG PVC DROP CABLE		
MOLEX INCORPORATED		
DOCUMENT NO.	SHEET NO.	
SD-130061-014	1 OF 1	
THIS DRAWING CONTAINS INFORMATION THAT IS PROPRIETARY TO MOLEX INCORPORATED AND SHOULD NOT BE USED WITHOUT WRITTEN PERMISSION		

6

5

4

3

2

1