

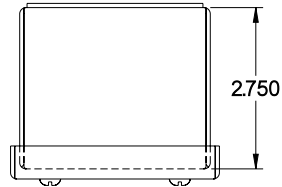


**PART No. 1435MS16C**

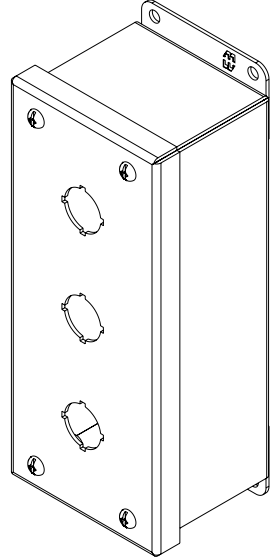
for more information visit  
[www.hammfg.com](http://www.hammfg.com)

Data subject to change without notice


Isometric drawing Not to Scale




TOP VIEW



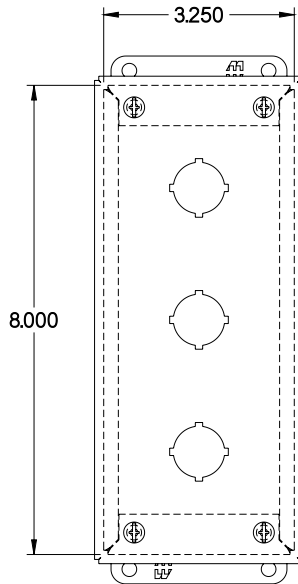
ISOMETRIC VIEW




BACK VIEW



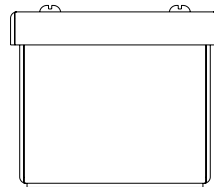
LEFT SIDE VIEW



FRONT VIEW



RIGHT SIDE VIEW



BOTTOM VIEW