


# High Temperature Automotive



## 150°C Rated Varistors



### GENERAL DESCRIPTION

AVX High Temperature Multi-Layer Varistors are designed for underhood applications. Products have been tested, qualified, and specified to 150°C. The MLV advantage is EMI/RFI attenuation in the off state. This allows designers the ability to combine the circuit protection and EMI/RFI attenuation function into a single highly reliable device.

### FEATURES


- Operating Temperature: -55°C to +150°C
- AEC Q200 qualified
- ESD rating to 25kV contact
- EMI/RFI attenuation in off state
- Excellent current and energy handling

### APPLICATIONS

- Under hood
- Down Hole Drilling
- High temperature applications
- Communication Bus
- Sensors
- RF Circuits
- Capacitance sensitive applications and more

## CAN SERIES

### HOW TO ORDER

<b>CAN</b>	<b>AT</b>	<b>01</b>	<b>R</b>	<b>P</b>	
<b>Type</b>	<b>Series</b>	<b>Case Size</b>	<b>Packaging</b>	<b>Termination</b>	
Controlled Area Network Varistor	Automotive High Temperature	01 = 0603 02 = 0405 2-Element 04 = 0612 4-Element	D = 7" (1000 pcs) R = 7" (4,000 pcs) T = 13" (10,000pcs)	P = Ni Barrier/ 100% Sn (matte)	

AVX Part Number	V <sub>W</sub> (DC)	V <sub>W</sub> (AC)	V <sub>B</sub>	I <sub>L</sub>	E <sub>T</sub>	I <sub>P</sub>	Cap	Case Size	Elements
CANAT01--	≤ 18	≤ 14	120	10	0.015	4	22	0603	1
CANAT02--	≤ 18	≤ 14	70	10	0.015	4	22	0405	2
CANAT04--	≤ 18	≤ 14	100	10	0.015	4	22	0612	4

V <sub>W</sub> (DC) DC Working Voltage [V]	I <sub>L</sub> Maximum leakage current at the working voltage [μA]
V <sub>W</sub> (AC) AC Working Voltage [V]	E <sub>T</sub> Transient Energy Rating [J, 10x1000μS]
V <sub>B</sub> Breakdown Voltage [V @ 1mA <sub>DC</sub> ]	I <sub>P</sub> Peak Current Rating [A, 8x20μS]
V <sub>C</sub> Clamping Voltage [V @ IVC]	Cap Capacitance [pF] @ 1KHz specified and 0.5VRMS

## ANTENNAGUARD SERIES

### HOW TO ORDER

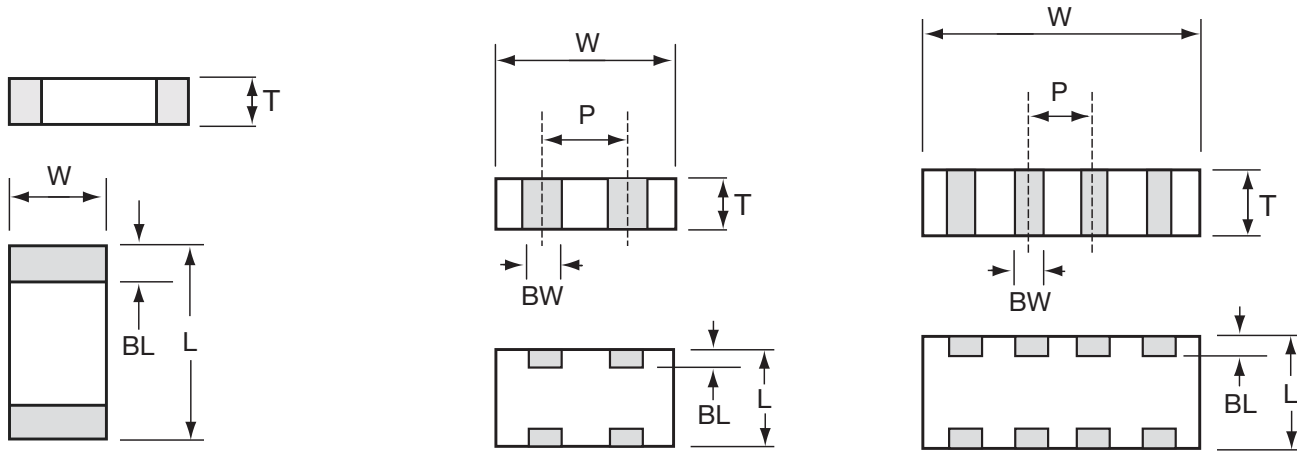
<b>VCAT</b>	<b>06</b>	<b>AG</b>	<b>18</b>	<b>120</b>	<b>Y</b>	<b>A</b>	<b>T</b>	<b>1</b>	<b>A</b>
<b>Type</b>	<b>Case Size</b>	<b>Varistor Series</b>	<b>Working Voltage</b>	<b>Cap</b>	<b>Non-Std. Cap Tolerance</b>	<b>N/A</b>	<b>Termination Finish</b>	<b>Reel Size</b>	<b>Reel Quantity</b>
High Temperature	04 = 0402 06 = 0603	AntennaGuard	18 = 18Vdc				P = Ni Barrier/ 100% Sn	1 = 7" 3 = 13"	A = 4000 or 10,000

AVX Part Number	V <sub>W</sub> (DC)	V <sub>W</sub> (AC)	I <sub>L</sub>	Cap	Cap Tolerance	Case Size
VCAT06AG18120YAT--	≤ 18	≤ 14	10	12	+4, -2pF	0603

V <sub>W</sub> (DC) DC Working Voltage [V]	I <sub>L</sub> Maximum leakage current at the working voltage [μA]
V <sub>W</sub> (AC) AC Working Voltage [V]	Cap Capacitance [pF] @ 1KHz specified and 0.5VRMS



### PHYSICAL DIMENSIONS



#### 0603 Discrete Dimensions

mm (inches)

L	W	T	BW	BL	P
1.60±0.15 (0.063±0.006)	0.80±0.15 (0.032±0.006)	0.90 MAX (0.035 MAX)	N/A	0.35±0.15 (0.014±0.006)	N/A

#### 0405 2 Elements Array Dimensions

mm (inches)

L	W	T	BW	BL	P
1.00±0.15 (0.039±0.006)	1.37±0.15 (0.054±0.006)	0.66 MAX (0.026 MAX)	0.36±0.10 (0.014±0.004)	0.20±0.10 (0.008±0.004)	0.64 REF (0.025 REF)

#### 0612 4 Elements Array Dimensions

mm (inches)

L	W	T	BW	BL	P
1.60±0.20 (0.063±0.008)	3.20±0.20 (0.126±0.008)	1.22 MAX (0.048 MAX)	0.41±0.10 (0.016±0.004)	0.18 <sup>+0.25</sup> <sub>-0.08</sub> (0.008 <sup>+0.010</sup> <sub>-0.003</sub> )	0.76 REF (0.030 REF)