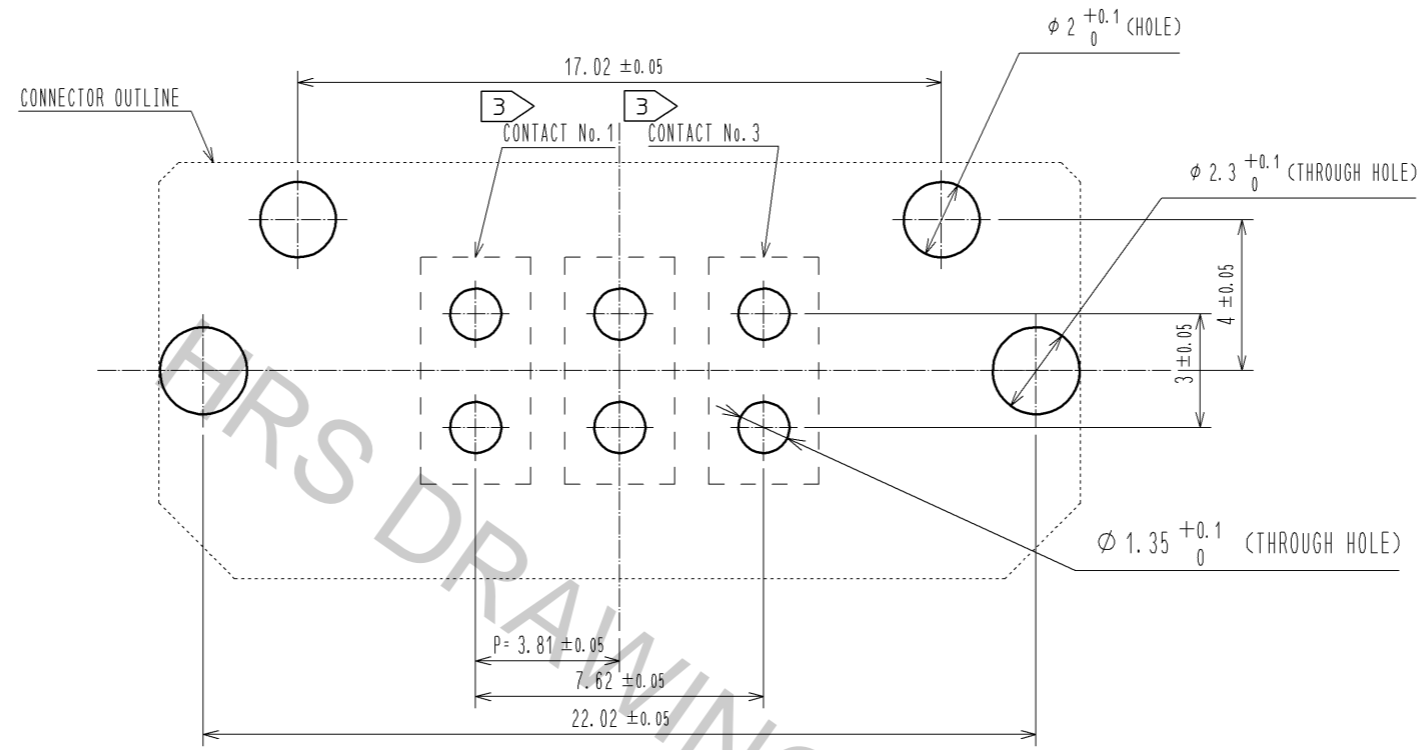


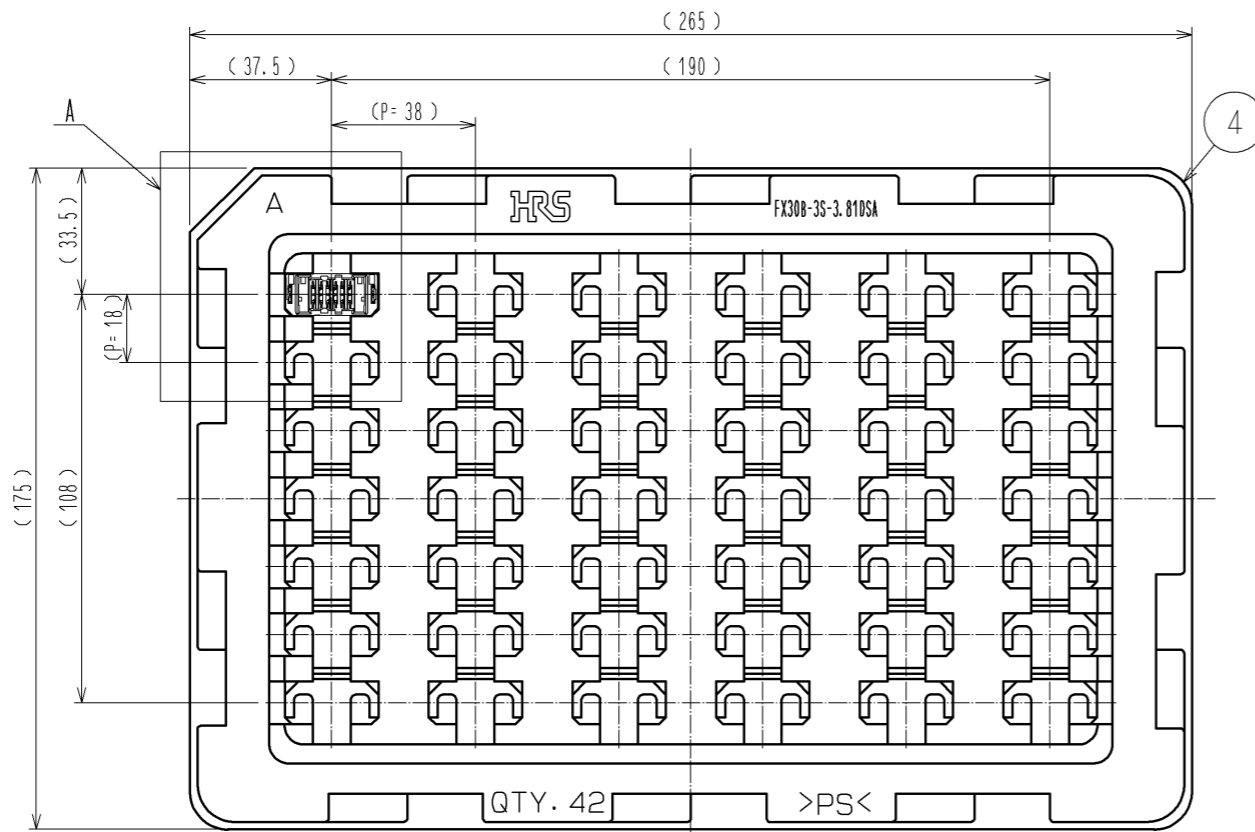
- NOTE
- 1 THIS PRODUCT IS PACKAGED IN TRAY. (42pcs/TRAY)
 - 2 BLEMISH AND HIT MARK CAN BE OCCURED THROUGH OUT THE MANUFACTURING PROCESS WHICH DOESN'T AFFECT QUALITY LEVEL. ALSO, BLACK SPOT COULD BE OBSERVED ON THE SURFACE OF HOUSING.
 - 3 FOR THE CONTACT NO., ADJACENT TWO PAIRS OF LEADS PLACED BACK-TO-BACK (4 LEADS IN TOTAL) COMPOSE ONE LINE.
 - 4 MISALIGNMENT ABSORBING RANGE: ±0.3mm max.
 - 5 THE DIMENSION IN PARENTHESES ARE FOR REFERENCES.
 - 6 LOT NO. IS INDICATED AT EITHER ONE OF THE POSITION AS SHOWN.

2	COPPER ALLOY	CONTACT AREA:GOLD-PLATING 0.1 μm	4	POLYSTYRENE				
		LEAD AREA:TIN-PLATING 1.0 μm			3	PHOSPHOR BRONZE	TIN-PLATING 3.0 μm	
		UNDER PLATING:NICKEL 1.0 μm					UNDER PLATING:NICKEL 1.0 μm	
1	POLYAMIDE	BLACK UL94V-0						
NO.	MATERIAL	FINISH . REMARKS	NO.	MATERIAL	FINISH . REMARKS			
UNITS mm		SCALE 2 : 1	COUNT 	DESCRIPTION OF REVISIONS		DESIGNED	CHECKED	DATE
HRS HIROSE ELECTRIC CO., LTD.		APPROVED : HS. OKAWA	13.03.13	DRAWING NO.		EDC3-347273-00		
		CHECED : KI. HIROKAWA	13.03.12	PART NO.		FX30B-3S-3.81DSA		
		DESIGNED : DK. AIMOTO	13.03.11	CODE NO.		CL570-3501-4-00		
		DRAWN : DK. AIMOTO	13.03.11			1/2		

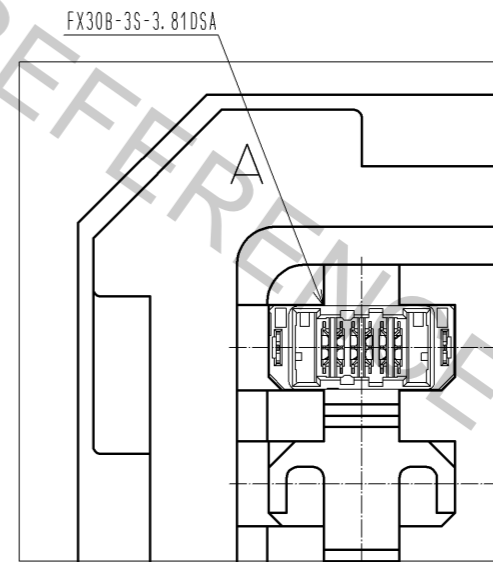
RECOMMENDED HOLE PATTERN DIMENSION OF PCB(5:1)
 (CONNECTOR MOUNTING SIDE, PCB THICKNESS: t=1.6mm)



1 DRAWING FOR PACKAGING(1:2)



A(1:1)



HRS	DRAWING NO.	EDC3-347273-00	△ 2/2
	PART NO.	FX30B-3S-3.81DSA	
	CODE NO.	CL570-3501-4-00	