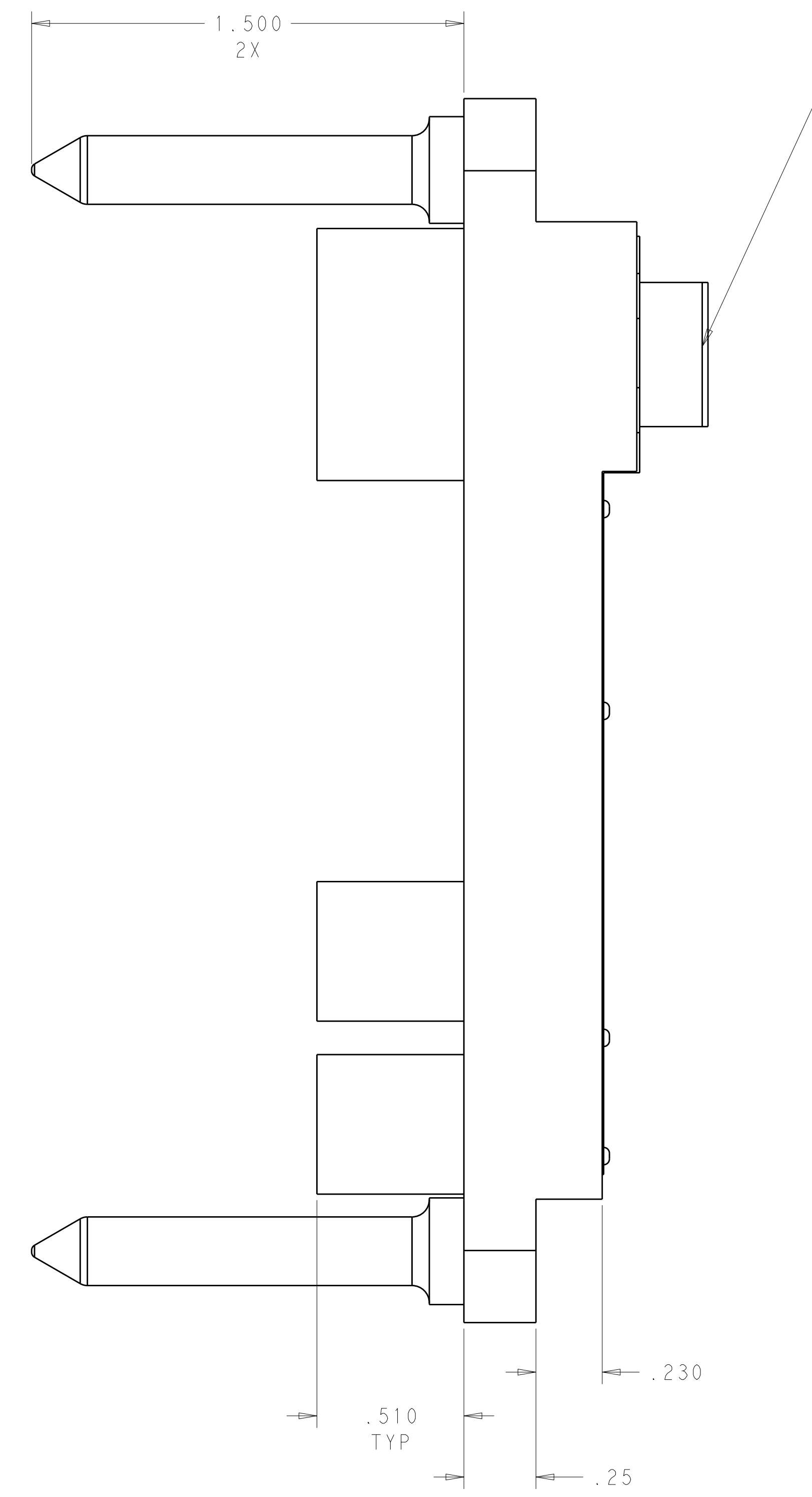
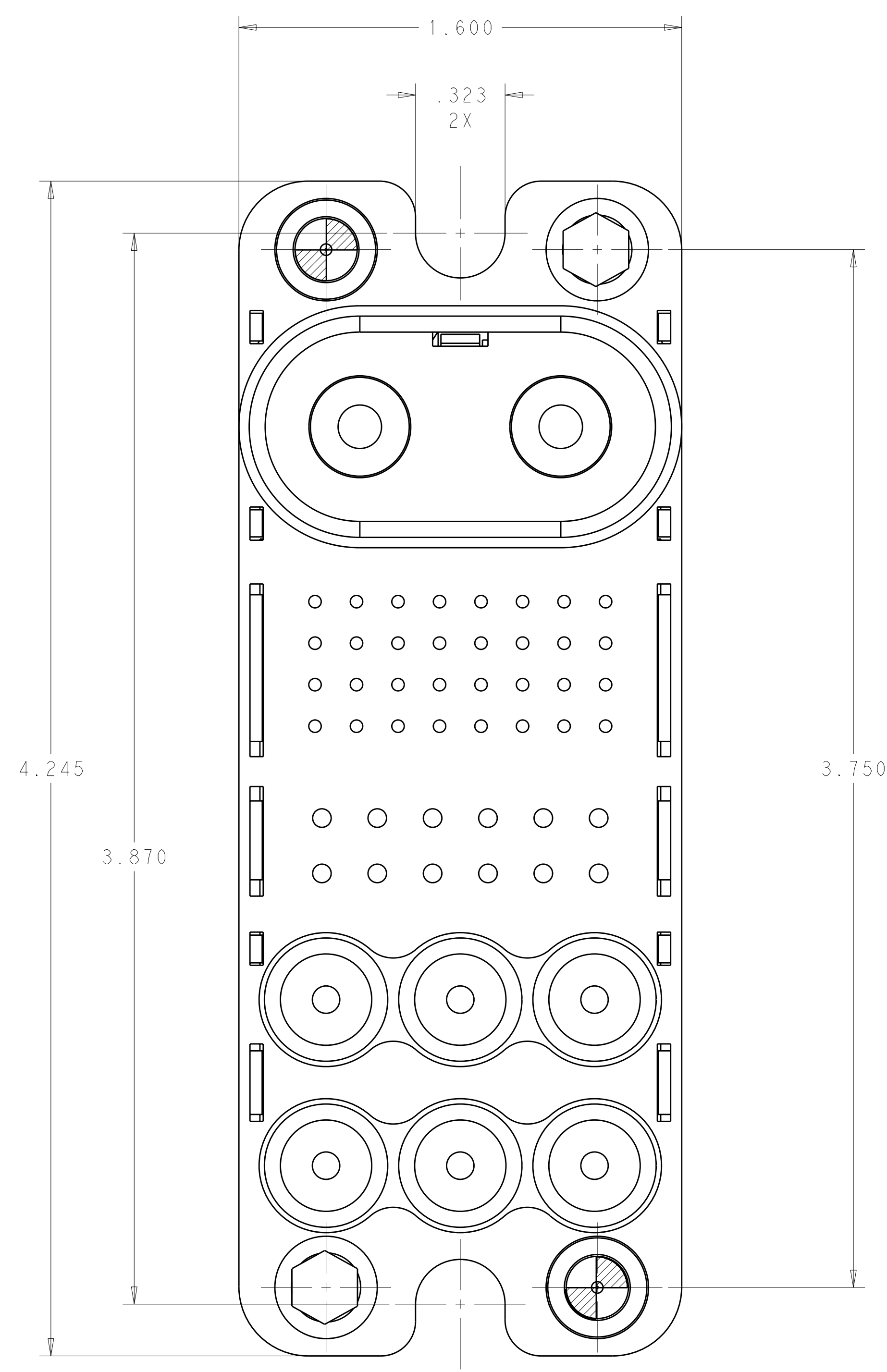
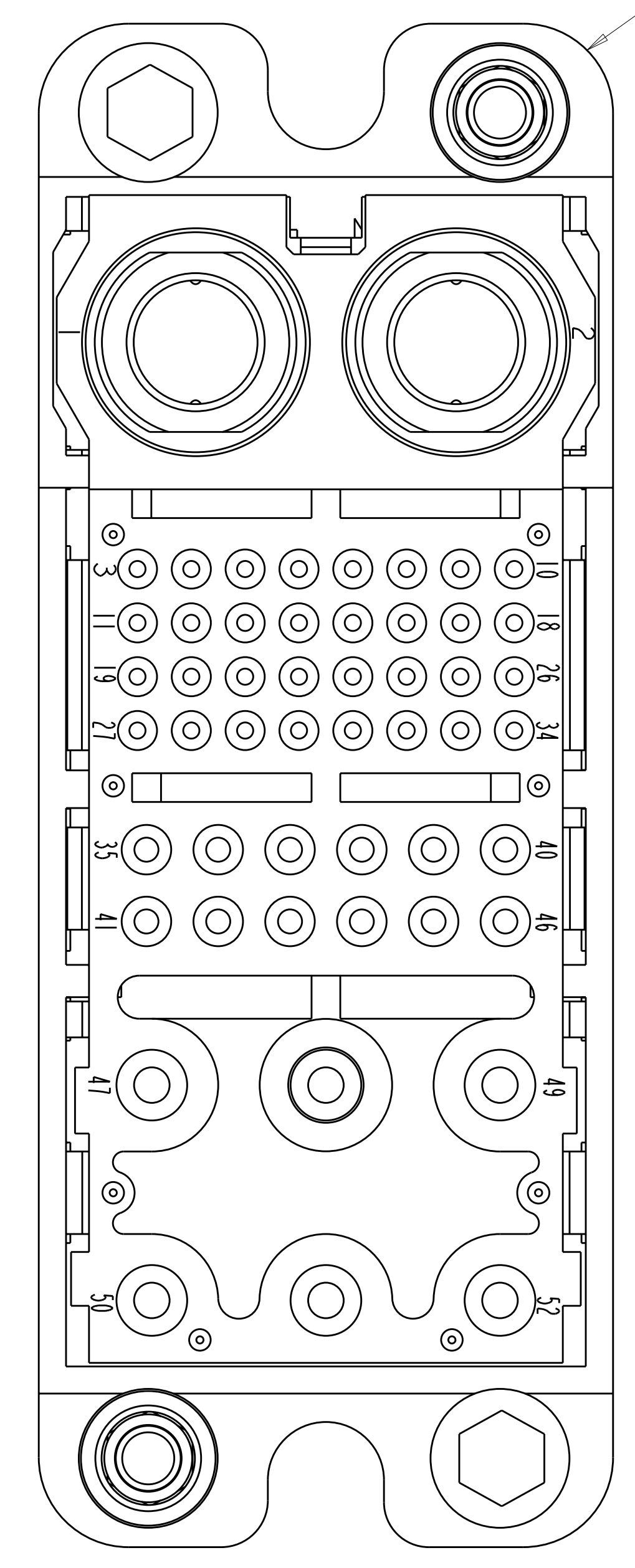


LOC	DIST	REV	DATE	BY	APP'D
GP	00	A	14FEB2011	RG	DO



M6 X 1 INT. THREAD

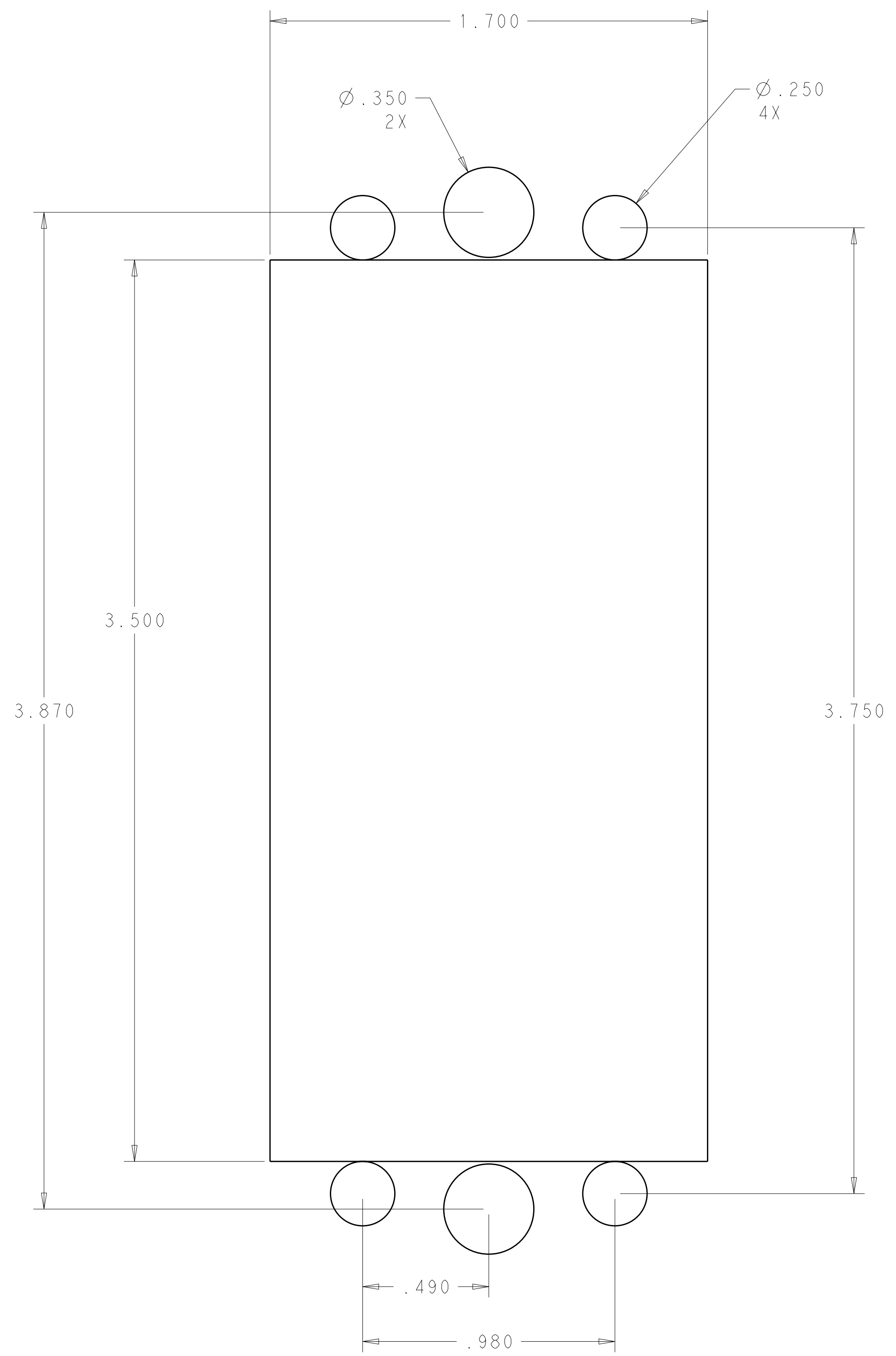


- PIN CONTACT SIZE #0 POSN. 1 & 2 (B) (5)
- PIN CONTACT SIZE #20 (C) (4)
- PIN CONTACT SIZE #16 (D) (4)
- PIN CONTACT SIZE #12 (E) (4)

QTY	PART NO.	DESCRIPTION	ITEM
6	1650156-2	CONTACT, PIN, SIZE No.12, CRIMP, PREMATE, HP	E
3	1650160-2	CONTACT, PIN, SIZE No.16, CRIMP, PREMATE	D
23	1650155-1	CONTACT, PIN, SIZE No.20, CRIMP, STD	C
2	1650280-3	CONTACT, PIN, SIZE No.0	B
1	1648570-2	CONNECTOR, PIN W/GUIDES	A
-1	PART NO.	DESCRIPTION	ITEM

DIMENSIONS: INCHES TOLERANCES UNLESS OTHERWISE SPECIFIED: 9 PLC ±.01 7 PLC ±.02 5 PLC ±.010 4 PLC ±. ANGLES ±. MATERIAL: FINISH:		DWN: R. GRZYBOWSKI 14FEB2011 CHK: D. ORRIS 14FEB2011 APVD: D. ORRIS 14FEB2011 PRODUCT SPEC: 108-2285 APPLICATION SPEC: 114-13206 WEIGHT: - CUSTOMER DRAWING	Tyco Electronics Corporation Harrisburg, PA 17105-3608 NAME: PIN CONNECTOR ASSEMBLY W/GUIDES TOP DRAWER SIZE: A100779 CAGE CODE: C-1766680 SCALE: 3:1 SHEET 1 OF 2 REV A
--	--	---	--

LOC	DIST	REVISIONS					
GP	00	P	LTB	DESCRIPTION	DATE	DWN	APVD
		-		SEE SHEET 1	-	-	-



SUGGESTED PANEL CUTOUT
 VIEWED FROM THE CONNECTOR MOUNTING SIDE

- 1 MATERIAL:
 INSULATOR: THERMOPLASTIC, GLASS REINFORCED,
 FLAMMABILITY RATED, COLOR: BLACK
 PIN CONTACT: COPPER ALLOY
 RETENTION CLIP: BERYLLIUM COPPER OR STAINLESS STEEL
- 2 FINISH:
 PIN CONTACT, SIZE 0: GOLD PLATE .000030 MIN THK.
 OVER NICKEL .000050 MIN THK.
 PIN CONTACT, SIZE 12, 16 & 20: GOLD PLATE .000010 MIN THK.
 OVER NICKEL .000050 MIN THK.
- 3 ITEMS PROVIDED TO THIS SPECIFICATION TO BE PERMANENTLY IDENTIFIED PER THE FOLLOWING IDENTIFIER:

YEAR WEEK

TYCO ELECTRONICS P/N DATE CODE (e.g. 0216)

XXXXXXXX-X XXXX
- 4 CRIMP PIN CONTACTS (ITEMS C, D AND E) SHALL BE PACKAGED SEPARATELY AND PLACED IN THE BOX WITH THE CONNECTOR ASSEMBLY. THE BOX MUST CONTAIN THE CORRECT AMOUNT OF CONTACTS TO COMPLETE EACH CONNECTOR ASSEMBLY.
- 5 THREADED CONTACTS (ITEM B) LOADED IN POSN. 1 AND 2 ARE INSERTABLE/NON REMOVABLE.

<small>THIS DRAWING IS UNPUBLISHED. RELEASED FOR PUBLICATION 20 © COPYRIGHT 20 BY TYCO ELECTRONICS CORPORATION, ALL INTERNATIONAL RIGHTS RESERVED.</small>		DWN R. GRZYBOWSKI 14FEB2011 CHK D. ORRIS 14FEB2011 APVD D. ORRIS 14FEB2011	Tyco Electronics Corporation Harrisburg, PA 17105-3608
DIMENSIONS: INCHES 		TOLERANCES UNLESS OTHERWISE SPECIFIED: 9 PLC ±.01 3 PLC ±.02 5 PLC ±.010 4 PLC ±. ANGLES ±. FINISH	PRODUCT SPEC 108-2285 APPLICATION SPEC 114-13206 WEIGHT CUSTOMER DRAWING
MATERIAL FINISH		NAME SIZE CAGE CODE DRAWING NO RESTRICTED TO	PIN CONNECTOR ASSEMBLY W/GUIDES TOP DRAWER A100779C-1766680 SCALE 3:1 SHEET 2 OF 2 REV A