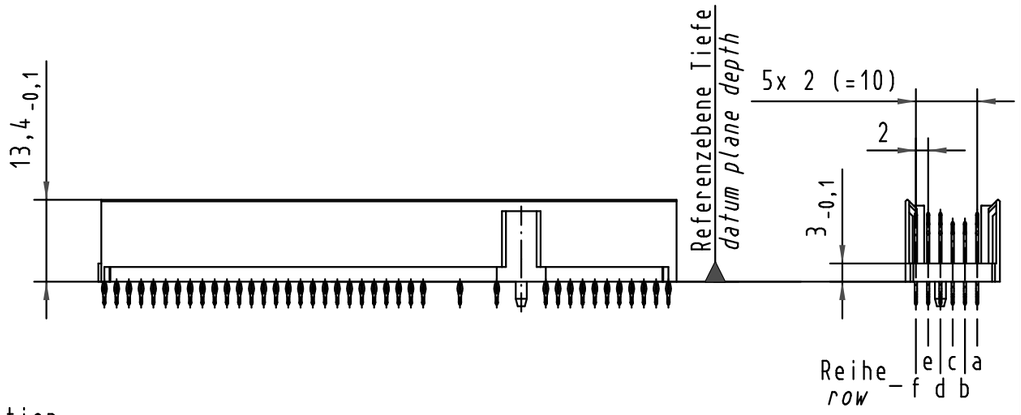

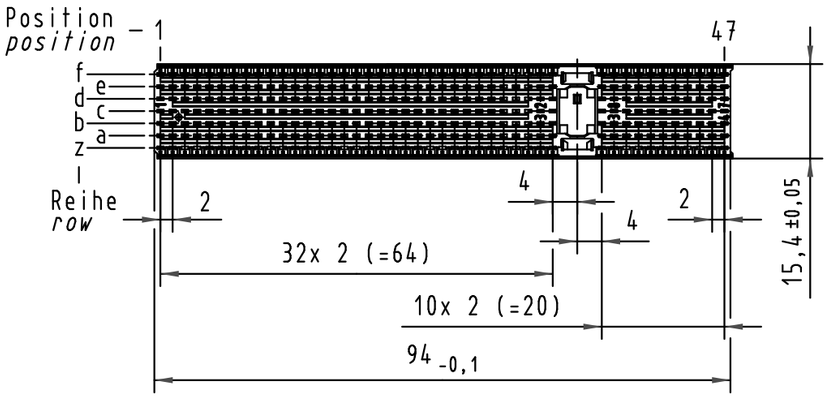

Kontakt-Maße
contact dimensions

(Längen der Steck- und Anschlußseite gelten für eingepreßte Steckverbinder)
(mating and termination length of contacts apply to pressed in connectors)

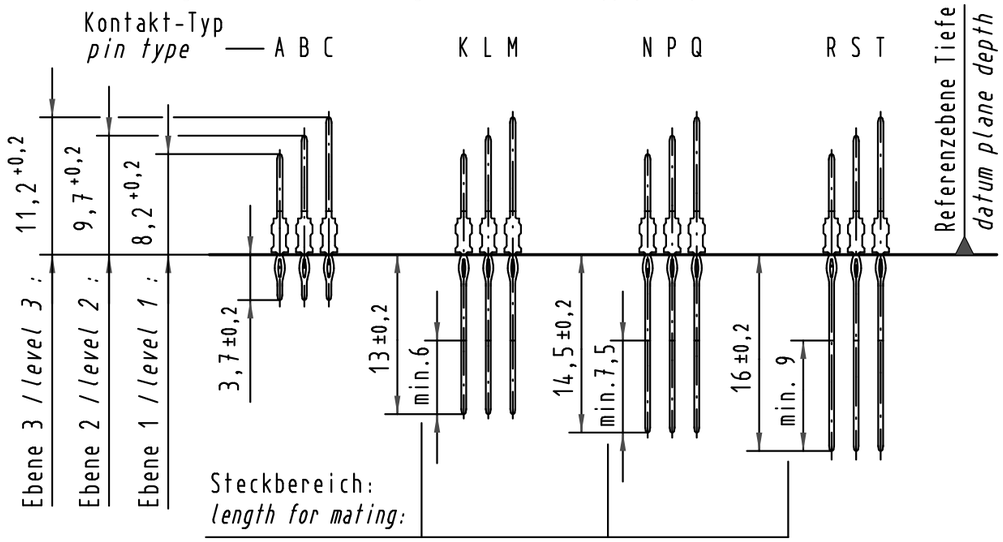

Kontaktbelegung
contact loading

2:1

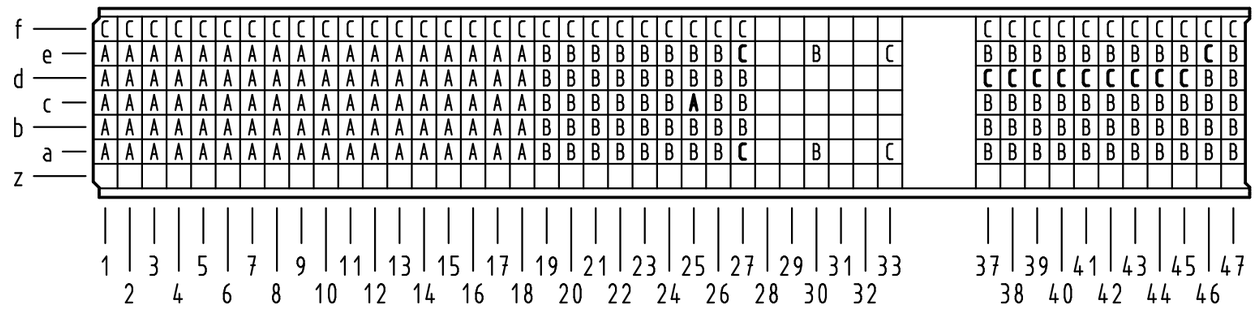

Lochbild
board drillings

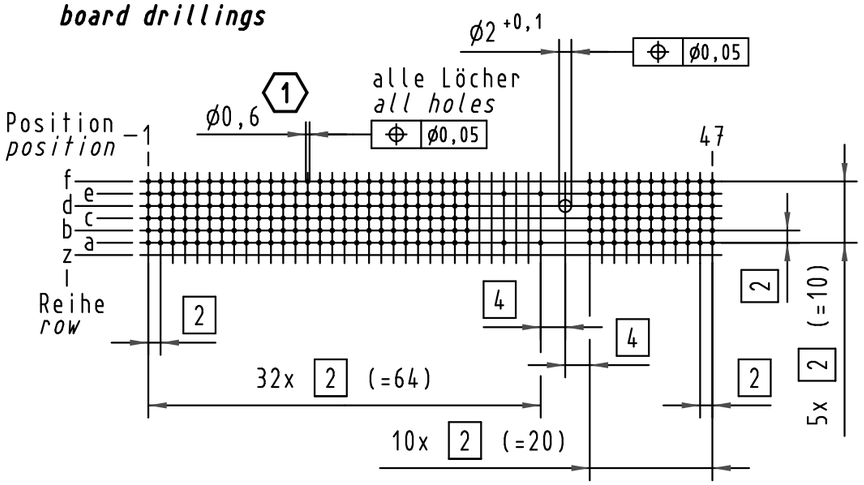

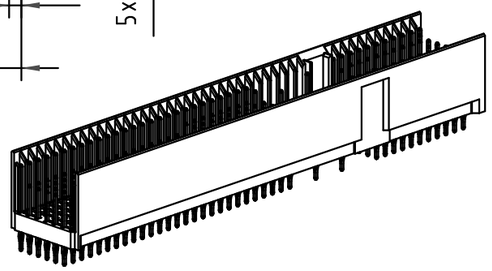

1 Empfohlener Lochaufbau und weitere Informationen siehe: DS 17 00 110 0101
recommended configuration of plated through holes and further information see: DS 17 00 110 0101

17 06 232 4201	S4
17 06 232 2201	2
17 06 232 1201	1
Bestell-Nr. *part-no.*	Anforderungsstufe *performance level* 1

All Dimensions in mm
Original Size DIN A 3

Techn. Character.

	Dat.	Name
Detail.	26.08.98	Hl.
Insp.	26.08.98	Wei.
Stand.		

Maßstab/*Scale* 1:1 2:1

Nicht tolerierte Maße/*Free size tolerances*
IEC 61076-4-101

har-bus HM Messerleiste Typ Monoblock 47 232pol.,Anschlußlänge 3,7mm
har-bus HM male connector type monoblock 47 232pol.,termination length 3,7mm

Mod.	Dat.	Name
35969	11.01.10	Hage.
34337	19.06.07	Cla
29423	03.04.01	Rie.
24607		

HARTING Electronics GmbH & Co. KG
D-32339 ESPELKAMP

TB 17 06 232 x201

Blatt/*page*

Sub.

Alle Rechte vorbehalten/ All rights reserved