

# Spec Sheet

Multilayer Ceramic Capacitors (Temperature compensating type) for Automotive / Industrial Applications

## UMK063CG3R8CTHF



### ■ Features

- Item Summary  
3.8pF±0.25pF, 50V,  
C0G/CG, 0201/0603 (EIA/JIS)
- Lifecycle Stage  
Mass Production
- AEC-Q200 qualified
- Standard packaging quantity (minimum)  
Taping paper 15000pcs

### ■ Products characteristics table

Capacitance	3.8 pF ± 0.25pF
Case Size (EIA/JIS)	0201/0603
Rated Voltage	50 V
Q (min)	476 at 1MHz
Temperature Characteristic (EIA)	C0G
Operating Temp. Range (EIA)	-55 to +125 °C
Temperature Characteristic (JIS)	CG
Operating Temp. Range (JIS)	-55 to +125 °C
Temperature Characteristic	0 ±30 ppm/°C
High Temperature Loading (% Rated Voltage)	200 %
Insulation Resistance (min)	10 GΩ
RoHS2 Compliance (10 subst.)	Yes
REACH Compliance (173 subst.)	Yes
Halogen Free	Yes
Soldering	Reflow

### ■ External Dimensions

Dimension L	0.6 ±0.03 mm
Dimension W	0.3 ±0.03 mm
Dimension T	0.3 ±0.03 mm
Dimension e	0.15 ±0.05 mm

2017.04.30

The data is reference only. Electrical characteristics vary depending on environment or measurement condition.  
TAIYO YUDEN reserves the right to make change to the Date at any time without notice.  
Before making final selection, please check product specification.

# Multi Layer Ceramic Capacitor **TAIYO YUDEN**

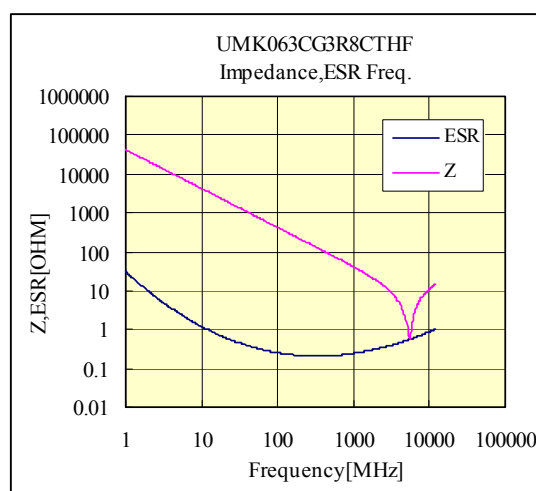
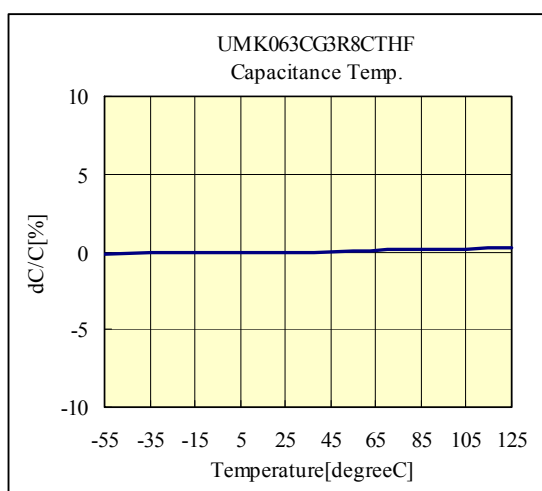
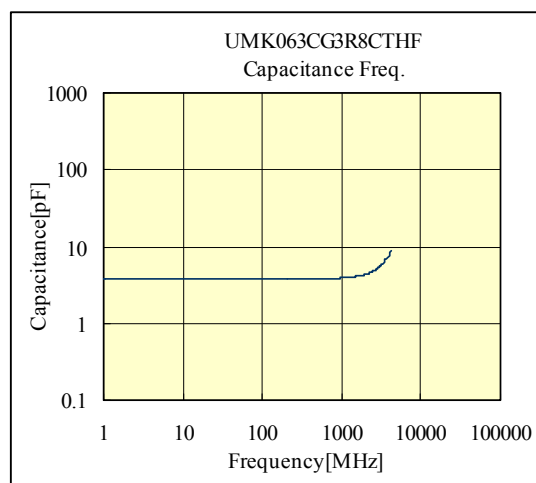
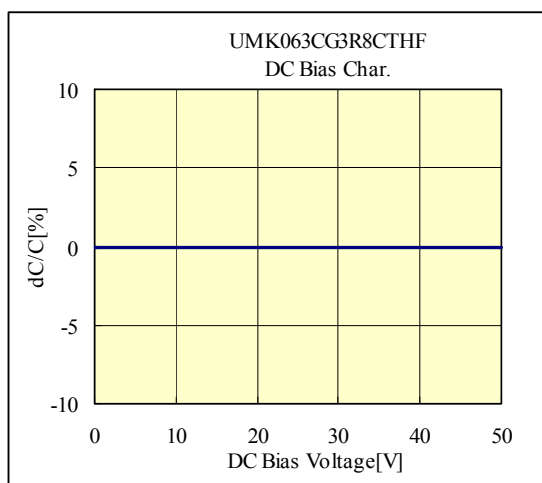

-Electrical Characteristics Data- 13CDD08

RoHS compliance product

## ○UMK063CG3R8CTHF

50V 0603 CG/C0G 3.8pF +/- 0.25pF t=0.33mmMAX

50V 0201 CG/C0G 3.8pF +/- 0.25pF t=0.013inchMAX



部品特性は設置環境、測定条件等により変化する場合があります。本データをご使用される際は実際の製品特性に対する参考データとしてご利用ください。また、本データは予告無く追加・削除及び変更を行う場合があります。ご注文の際は、納入仕様書のご確認をお願いします。

The data is reference only. Electrical characteristics vary depending on environment or measurement condition.

TAIYO YUDEN reserves the right to make change to the data at any time without notice.

Before making final selection, please check product specification.