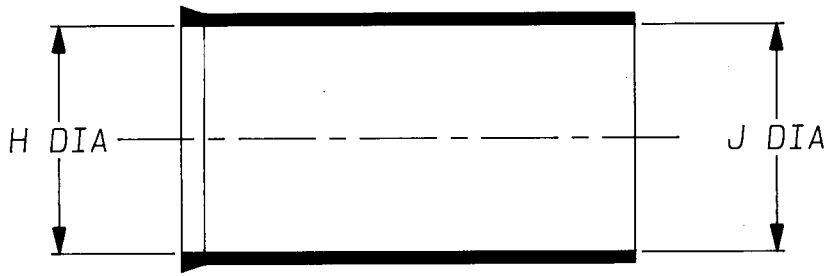
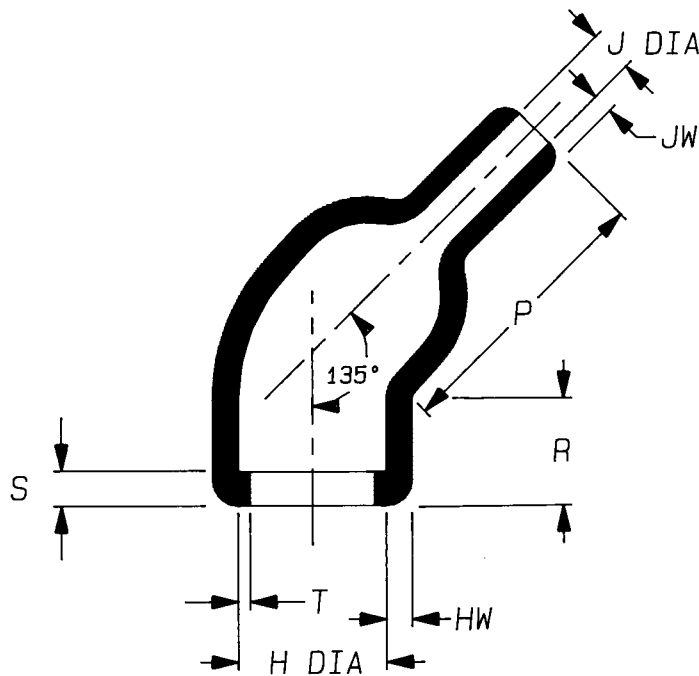


a) Part as supplied

243D0**-*-G04



b) Part after unrestricted recovery



DIMENSIONS (in millimetres)

Part No.	H		J		P	R	S	T	HW	JW
	min	max	min	max	±10%	±10%	±10%	±10%	±20%	±20%
	a	b	a	b	b	b	b	b	b	b
243D012-*-G04	20	14.2	20	4.1	24	10	3.0	1.1	2.3	1.8
243D022-*-G04	24	17.8	24	5.6	27	10	3.0	1.1	2.8	1.9
	#		#							

THIS IS AN OVEREXPANDED VARIANT
MODIFIED DIMENSIONS ARE SHOWN THUS: - #

Copyright (!)

Urheberrechte

The copyright in this drawing is the property of Raychem Ltd. The drawing is issued on condition that it is not copied, reproduced or disclosed to a third party, either in whole or in part without the prior written consent of Raychem Ltd.

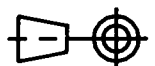
Drawn D.MURRAY Checked *JK* Issue 3 Date April 1996

Conforms to ISO Recommendations
3rd Angle Projection
Not to Scale

Approval
Design

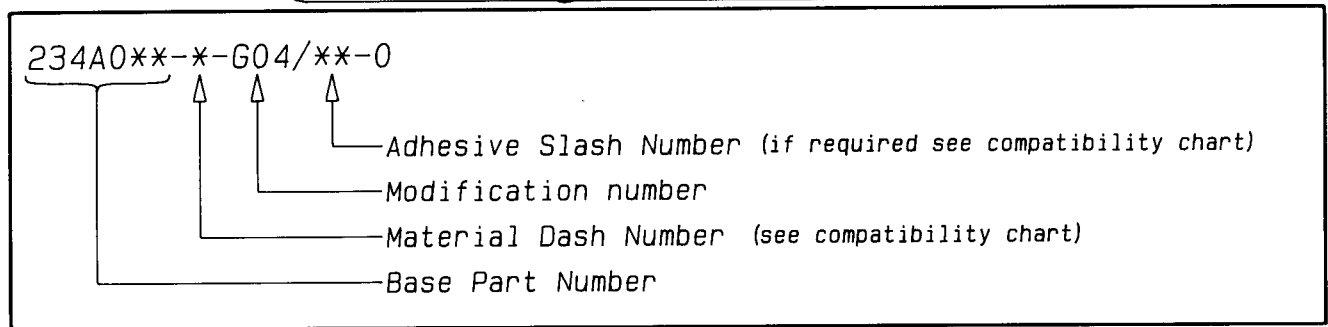
MKTG.

G.A.



Iss.	Date	E.C.R. No.	Details of Change
2	June 1984	****	Was 234A012-3-G04
3	April 1996	****	REDRAWN

Ordering Information



COMPATIBILITY CHART

MATERIAL DASH NUMBER	MATERIAL DESCRIPTION	COATING SLASH NUMBER
-3	POLYOLEFIN, SEMI-RIGID	/42, /86
-4	POLYOLEFIN, FLEXIBLE	/42, /86
-25	ELASTOMER, FLUID RESISTANT	/86, /225

AS SUPPLIED DIMENSIONS ARE FOR UNCOATED PARTS,
WHEN COATING IS ADDED, ENTRY DIAMETERS WILL REDUCE BY 1.5mm MAX.

Raychem
 Thermofit Division Europe,
 Swindon, Wiltshire, England.
 Telephone: (01793) 528171 Fax: 573923