

AGH360 Series

360 Watts

Data Sheet


Total Power: 360 Watts
Input Voltage: 36 - 75 V
of Outputs: Single

SPECIAL FEATURES

- 2:1 Wide input range
- Optimised for high density, small space applications
- Low ripple and noise
- Fixed switching frequency
- High efficiency
- High capacitive load capability
- Basic insulation system
- Pre-bias start-up capability
- Openframe structure with Baseplate option

SAFETY

- UL, cUL: UL60950
- TUV/CE: IEC/EN60950



Electrical Specifications

Input

Input range:	36 - 75 VDC
Efficiency:	12Vo

Output

Voltage tolerance:	+/-2.5%
Line regulation:	+/- 0.2%
Load regulation:	+/- 0.2%
Noise/ripple:	120mV
Over voltage protection:	Auto-restart
Over temperature protection:	
Switching frequency:	145 KHz
Temperature coefficient:	±0.02/°C

Isolation

I/O isolation:	1500 VDC min.
----------------	---------------

Environmental Specifications

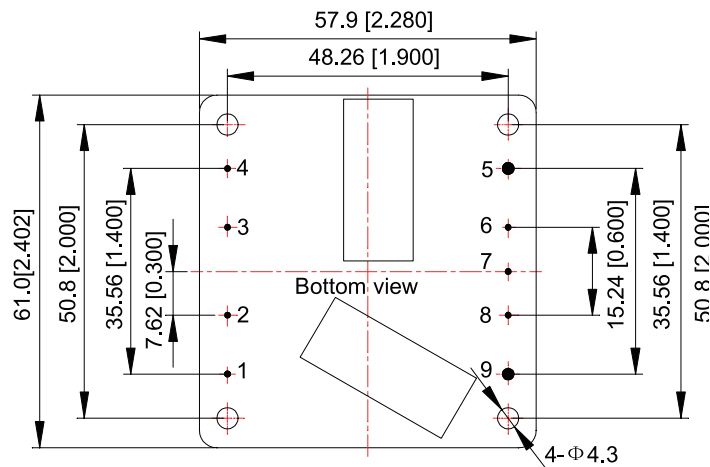
Operating ambient temperature range:	-40°C to +85 °C
Storage temperature:	-55 °C to +125 °C
Humidity:	5% to 95% (non-condensing)
MTBF:	1.5 Million hours
RoHS Compliant	

Ordering Information

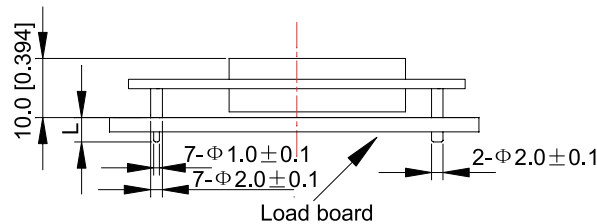
Model number	Input voltage	Output voltage	Power
AGH360-48S12-6L	36 - 75 Vin	12V @ 30A	360W
AGH360-48S12B-6L	36 - 75 Vin	12V @ 30A	360W
AGH360-48S12P-6L	36 - 75 Vin	12V @ 30A	360W
AGH360-48S12PB-6L	36 - 75 Vin	12V @ 30A	360W

- Standard version is negative enable
- "-6" = 3.8mm pin length
- "-L" = RoHS6 compliance
- "-P" = Positive enable
- "-B" = Baseplate

Mechanical Drawings



Side view



Load board

Unit: mm[inch]

Bottom view: pin on upside

Tolerance: X.Xmm ± 0.5mm[X.X in. ± 0.02in.]

X.XXmm ± 0.25mm[X.XX in. ± 0.01in.]

Pin Assignments

Pin No.	Name	Function
1	Vin+	Positive input terminal
2	Remote ON/OFF	ON/OFF control terminal
3	Case	Case input terminal
4	Vin-	Negative input terminal
5	Vo-	Negative output terminal
6	Sense-	Negative remote sense
7	Trim	Output voltage trim
8	Sense+	Positive remote sense
9	Vo+	Positive output terminal

Notes:

1. All specifications are subject to change without notice. Mechanical drawings are for reference only.
2. Warranty: 2 years
3. Label and logo appearance may vary from what is shown on mechanical drawings.

WORLDWIDE OFFICES

Americas

2900 S.Diablo Way
 Tempe, AZ 85282
 USA
 +1 888 412 7832

Europe (UK)

Waterfront Business Park
 Merry Hill, Dudley
 West Midlands, DY5 1LX
 United Kingdom
 +44 (0) 1384 842 211

Asia (HK)

14/F, Lu Plaza
 2 Wing Yip Street
 Kwun Tong, Kowloon
 Hong Kong
 +852 2176 3333



www.artesyn.com

While every precaution has been taken to ensure accuracy and completeness in this literature, Artesyn Embedded Technologies assumes no responsibility, and disclaims all liability for damages resulting from use of this information or for any errors or omissions. Artesyn Embedded Technologies, Artesyn and the Artesyn Embedded Technologies logo are trademarks and service marks of Artesyn Embedded Technologies, Inc. All other names and logos referred to are trade names, trademarks, or registered trademarks of their respective owners. © 2014 Artesyn Embedded Technologies, Inc.

For more information: www.artesyn.com/power
 For support: productsupport.ep@artesyn.com