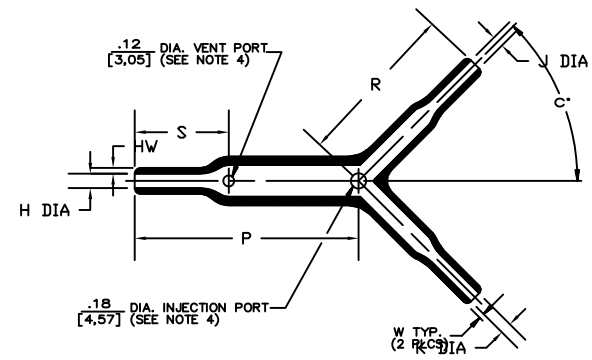
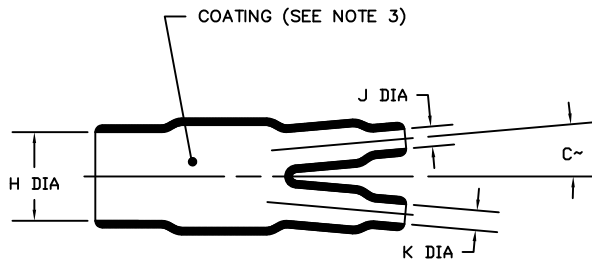


NOTES

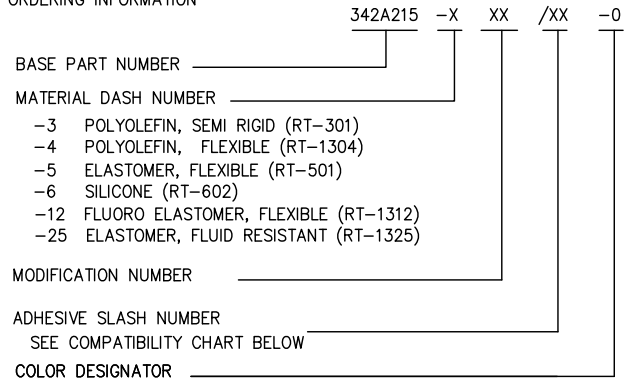
- ALL DIMENSIONS ARE IN $\frac{\text{INCHES}}{[\text{MILLIMETERS}]}$ $\frac{\text{LBS}}{[\text{GMS}]}$
- DIMENSIONS APPEARING IN TABLE ARE AS FOLLOWS:
 a - AS SUPPLIED
 b - AFTER UNRESTRICTED RECOVERY
- COATING IS OPTIONAL. AS SUPPLIED DIMENSIONS APPEARING IN TABLE ARE FOR UNCOATED PARTS WHEN COATING IS ADDED, ENTRY DIAMETERS WILL BE REDUCED BY 0.06 MAX.
- MOLDING PORTS ARE OPTIONAL. WHEN -00 MODIFICATION NUMBER IS SPECIFIED MOLDING PORTS WILL BE LOCATED AS SHOWN.
- WEIGHT APPEARING IN TABLE OF DIMENSIONS IS BASED ON POLYOLEFIN PART.

DIMENSIONING AND TOLERANCING PER ASME Y14.5M (ISO STANDARDS)

REVISIONS		
LTR	DESCRIPTION	DATE
G	RELEASE PER ECO-12-006792	04/09/2012



ORDERING INFORMATION



AS SUPPLIED

AFTER UNRESTRICTED RECOVERY

TABLE OF DIMENSIONS

PART DESCRIPTION	H		J		P	R	S	HW	W	C'		WEIGHT NOM b
	MIN	MAX	MIN	MAX	±10%	±10%	±10%	±20%	±20%	±10°	±5°	
	a	b	a	b	b	b	b	b	b	a	b	
342A215	.74 [18.7]	.31 [7.9]	.42 [10.6]	.22 [5.6]	3.25 [82.5]	2.50 [63.5]	1.55 [39.4]	.09 [2.3]	.08 [2.0]	10°	45°	.098 [44.45]

If this document is printed it becomes uncontrolled. Check for the latest revision

Raychem Molded Parts
CUSTOMER DRAWING

COMPATIBILITY CHART

MATERIAL DASH NO.	ADHESIVE (COATING) SLASH NUMBER	ADHESIVE (COATING) S NUMBER
-3	/42; /86 /180	S-1017; S-1048; S-1030
-4	/42; /86 /180	S-1017; S-1048; S-1030
-5	/42	S-1017
-6	N/A	N/A
-12	N/A	N/A
-25	/42; /86 /225	S-1017; S-1048; S-1206

THIS DRAWING AND THE INFORMATION SET FORTH HEREON ARE THE PROPERTY OF TYCO ELECTRONICS CORPORATION, AND ARE TO BE HELD IN TRUST AND CONFIDENCE. PUBLICATION, DUPLICATION, DISCLOSURE OR USE FOR ANY PURPOSE NOT EXPRESSLY AUTHORIZED IN WRITING BY TYCO ELECTRONICS CORPORATION IS PROHIBITED.

UNLESS OTHERWISE SPECIFIED DIMENSIONS ARE METRIC AND INCHES ARE IN BRACKETS. DECIMAL TOLERANCES XXX ± 0.13 (.005) XX ± 0.25 (.01) X ± 0.50 (.10) ANGLE TOLERANCE .X ± 1 DEG.	DRAWN M. Mazariegos 3/22/12	APPROVED D. Hurrell 3/22/12	 TE Connectivity	
	RPN	TITLE TRANSITION, Y		
	CAD FILE: 342A215_CD			
TYCO ELECTRONICS RESERVES THE RIGHT TO AMEND THIS DRAWING AT ANY TIME. USERS SHOULD EVALUATE THE SUITABILITY OF THE PRODUCT FOR THEIR APPLICATION.	THIRD ANGLE PROJECTION	SIZE B	CODE IDENT. NO. 06090	DWG. NO. 342A215
© 2011-2012 Tyco Electronics Corporation. All rights reserved.		DO NOT SCALE THIS DRAWING		SHEET 1 OF 1