

DATENBLATT / DATA SHEET

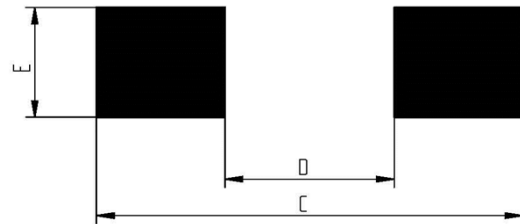
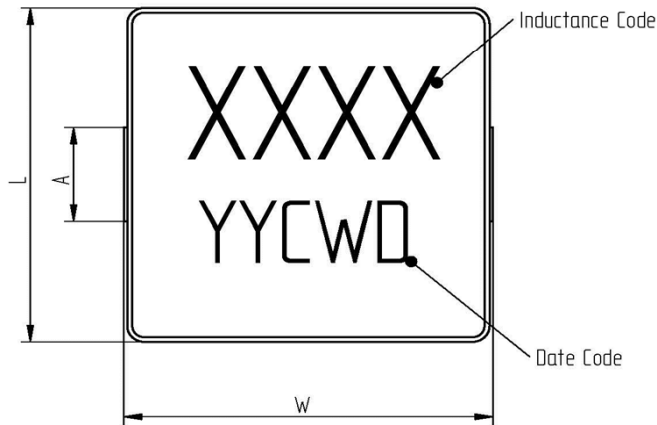
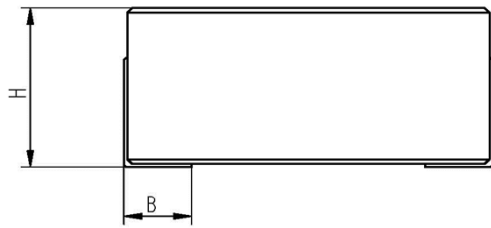


Bezeichnung: <i>description:</i>	WE-MASH-I 7030		Page:	1 / 3
Kunden Zg. Nr.: <i>customer drawing no.:</i>	N/A	WE iBE Bauteile-Nr.: <i>WE iBE component no.:</i>	831 536 800	
DRW Referenz-Nr.: <i>DRW reference no.:</i>	N/A	Ausgabedatum: <i>release date:</i>	01.08.2017	

Product values:



Mechanical Dimensions (in mm):



Recommended Land Pattern



Dimension		Unit
W	7,0	mm
L	6,5	mm
H	3,0	mm
A	3,0	mm
B	1,27	mm
C	8,0	mm
D	3,8	mm
E	3,5	mm

- Zeichnung nicht maßstabsgetreu, alle Maße in mm / *Drawing not scaled, all dimensions in mm*
 - Das abgebildete Produktfoto kann von der gewählten Produktvariante abweichen / *The pictured product may not correspond to the selected product configuration*

DATENBLATT / DATA SHEET

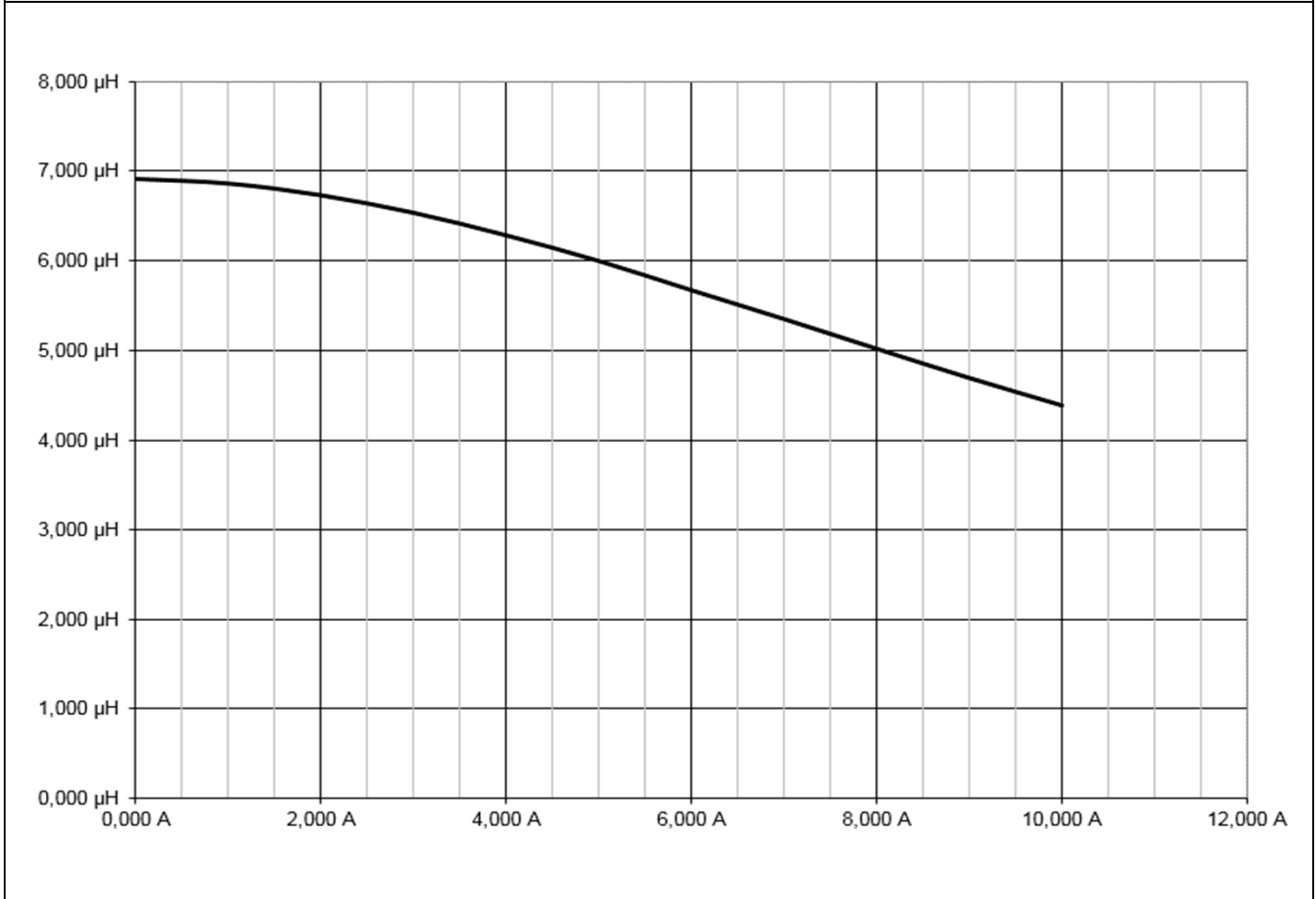


Bezeichnung: <i>description:</i>	WE-MASH-I 7030		Page:	2 / 3
Kunden Zg. Nr.: <i>customer drawing no.:</i>	N/A	WE iBE Bauteile-Nr.: <i>WE iBE component no.:</i>	831 536 800	
DRW Referenz-Nr.: <i>DRW reference no.:</i>	N/A	Ausgabedatum: <i>release date:</i>	01.08.2017	

Electrical Specification:						
Parameter	@	Value	Tolerance	Unit	Test Condition	Remarks
Induktivität L_0 : <i>Inductance L_0:</i>	25°C	6,80	±20%	µH	100 kHz / 100 mV	
DC-Widerstand R_{DC} : <i>DC resistance R_{DC}:</i>	25°C	51,20	max.	mΩ		
I_R :	25°C	4,5	max.	A	40 K self heating	
I_{sat} :	25°C	6,0	typical	A	$ \Delta L/L < 20\%$	
Betriebstemperatur: <i>Operating temperature:</i>		-40 to +125		°C		including self heating

Lötpad: <i>solder pad:</i>	Cu leadframe plated with Ni and Sn
Material: <i>material:</i>	carbonyl iron powder
Characteristics & Applicable documents	Magnetically capsuled design for low magnetic stray field Flat top surface for reliable pick and place process ISM0100010 (General storage conditions) ISM0100011 (General processing recommendations) ISM0100021 (Guideline on the limits of surface irregularities)

Inductance vs. Current (typical):

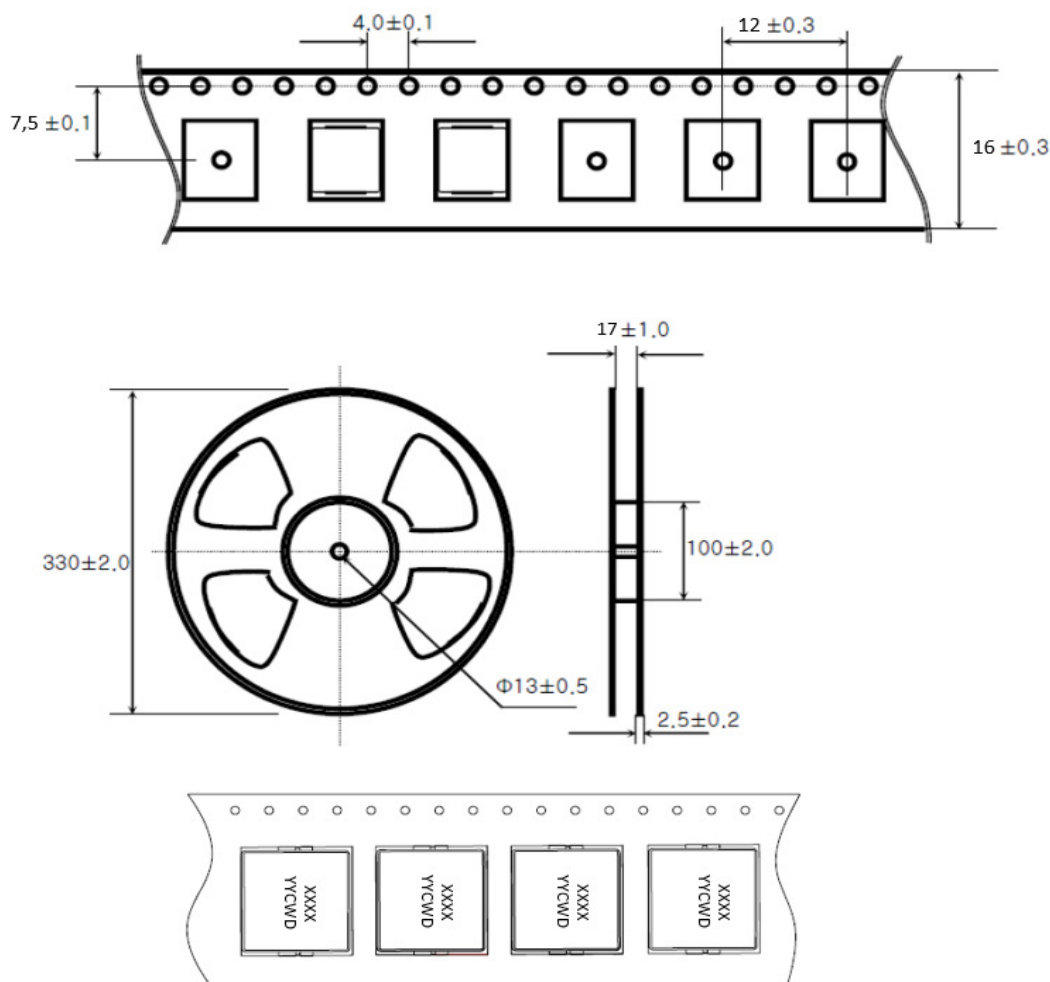


DATENBLATT / DATA SHEET



Bezeichnung: <i>description:</i>		WE-MASH-I 7030	Page: 3 / 3
Kunden Zg. Nr.: <i>customer drawing no.:</i>	N/A	WE iBE Bauteile-Nr.: <i>WE iBE component no.:</i>	831 536 800
DRW Referenz-Nr.: <i>DRW reference no.:</i>	N/A	Ausgabedatum: <i>release date:</i>	01.08.2017

Packaging specification:



packaging unit:

1000 pieces per reel (50 cm customer lead in + 30 cm customer lead out)
4 reel's per cardboard box

Lable specification:

Customer: XXXXX
Part No.: XXX
Quantity: XXXX
Date Code: YYYYMMDD
Exp. Date: YYYYMMDD
Man. Part No.: 3B1XXXXXX
Part Name: WE-MASH-I Molded Power Inductor SMD PartSize
Purchase: XXXXXX
Ordering Code: 3B1XXXXXX
Supplier Name: Würth Elektronik IBE
Shipping Note: XXXXXXXX
Index: XXXXXXXX

Customer Name: XXXXX
Supplier-ID: XXXX
Package-ID: SXXXXXXXXX010
1. Batch: XXXXXXXX
2. Batch: XXXXXXXX
Man-Loc.: KOR-SÜDKOREA
Suppl.Date: XXXX
MSL: 1

compliant ROHS

Remark:

The component has not been developed and is not intended for safety-relevant applications. A use in safety-relevant applications requires a separate written approval by Würth Elektronik iBE GmbH.

Do not use the product beyond the nominal rated current as this may create excessive heat and will void the warranty

Components free from grease, oil, silicone, stamping agents or hand creme

Components have to comply with RoHs and REACH

Support of IMDS data base

Customer:

General release:

Date

Signature