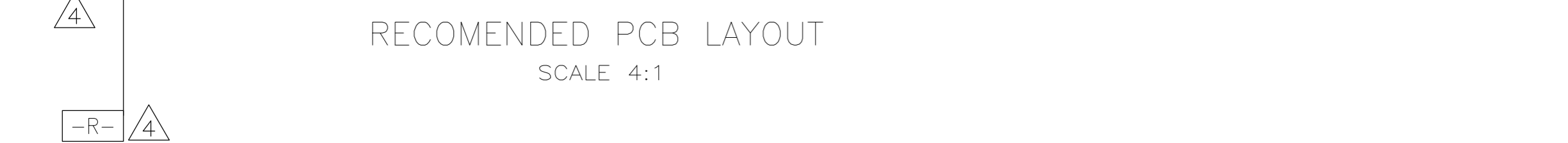
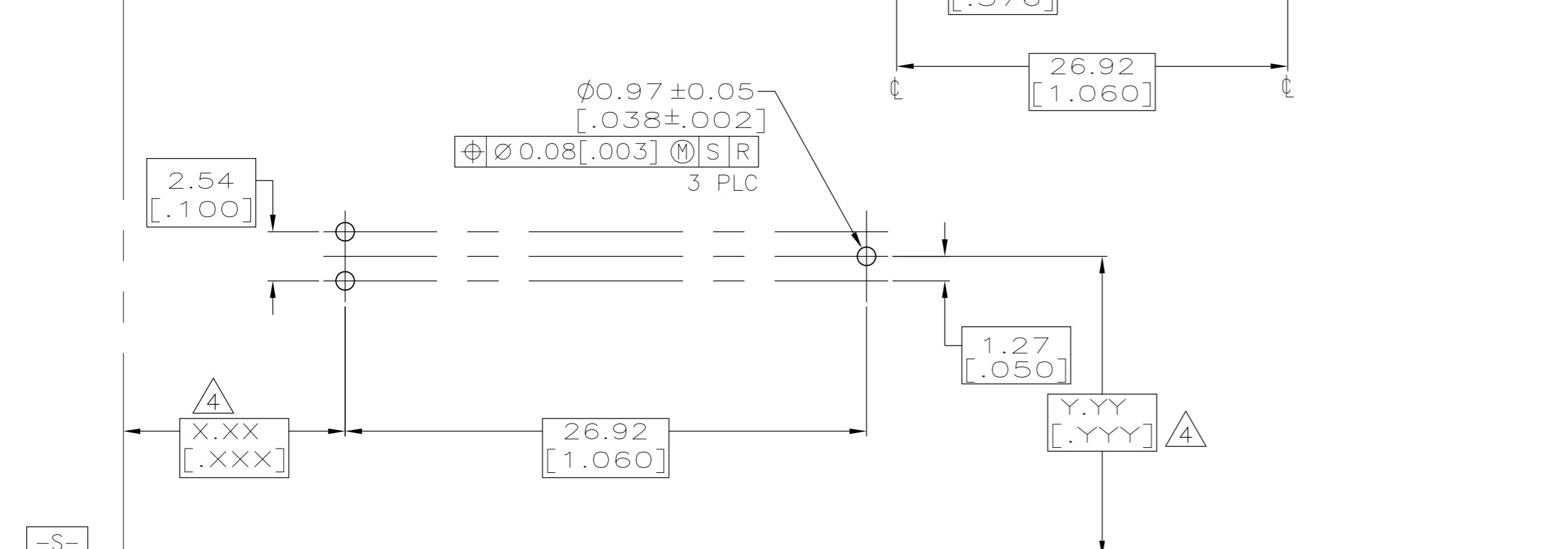
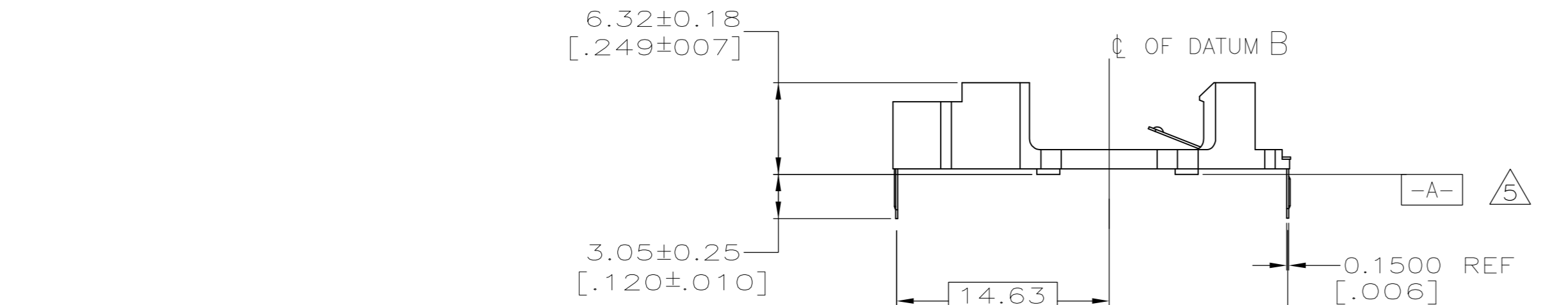
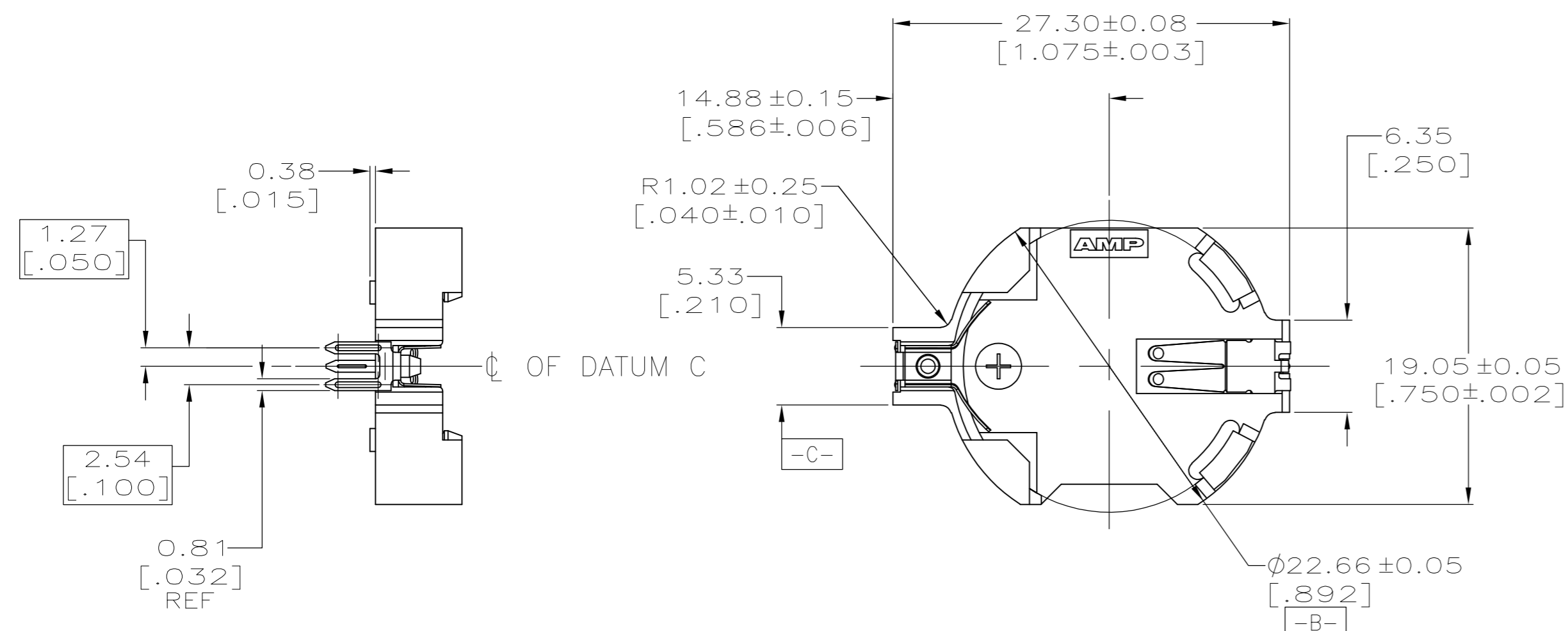
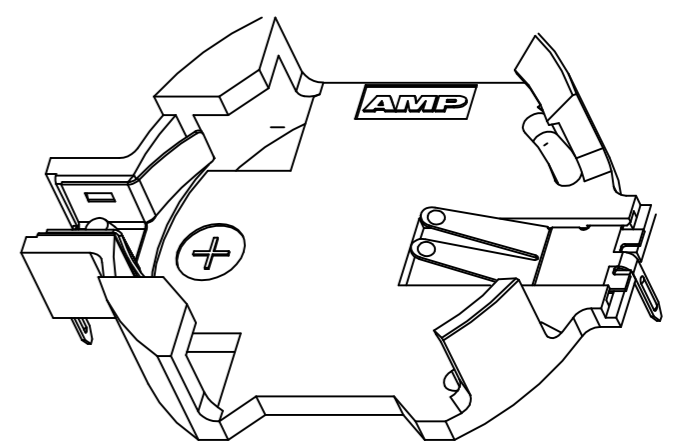
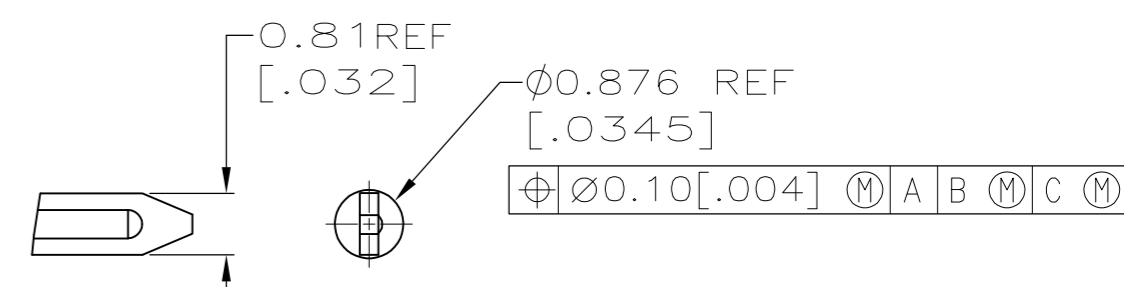
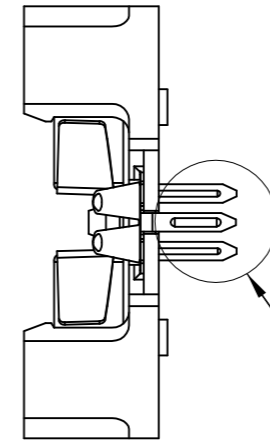


THIS DRAWING IS UNPUBLISHED. RELEASED FOR PUBLICATION
 © COPYRIGHT - By - ALL RIGHTS RESERVED.

LOC		DIST		REVISIONS			
P	LTR	DESCRIPTION		DATE	DWN	APVD	
GP	00	H		REVISED PER ECR-13-000366	10JAN13	E.L	X.X



- 1 HOUSING MATERIAL: PBT, GLASS FILLED, UL-94V-0 FLAME CLASS RATING. COLOR: BLACK.
- 2 CONTACTS: PHOSPHOR BRONZE, PRE TIN COATED 0.0015-0.0040 [.000059-.000157] THICK.
- 3. CONNECTOR ACCEPTS BATTERY #CR2032.
- 4 DATUMS AND BASIC DIMENSIONS ESTABLISHED BY CUSTOMER.
- 5 REFERENCE BASE OF FOUR STANDOFFS FOR DATUM A.
- 6 CONTACTS: PHOSPHOR BRONZE, 0.03µm[1.2µMCH] MIN GOLD AT MATING INTERFACE AREA, 2-5µm[80-200µMCH] TIN AT SOLDER AREA, BOTH OVER 1.3µm[50µMCH] NICKEL MIN ON ENTIRE SURFACE.
- 7 OBSOLETE PARTS: OBSOLETE CIS STREAMLINING PER D.RENAUD/D.SINISI
- 8 HOUSING MATERIAL: LCP, HIGH TEMPERATURE, UL-94V-0 COLOR: BLACK.



△ OBSOLETE	— TRAY	120591-4	△ 2	△ 8
△ OBSOLETE	— TRAY	120591-3	△ 1	△ 6
△ OBSOLETE	— TUBE	120591-2	△ 1	△ 2
	TRAY	120591-1	△ 1	△ 2
	PACKAGING			PART NUMBER

THIS DRAWING IS A CONTROLLED DOCUMENT.		DWN	J. REED	8/26/97	 TE Connectivity	ASSEMBLY, BATTERY CONNECTOR, TOP LOAD		
DIMENSIONS: mm		CHK	V. RUMINSKI	8/26/97		NAME	108-1691	
TOLERANCES UNLESS OTHERWISE SPECIFIED:		APVD	V. RUMINSKI	8/26/97		PRODUCT SPEC	APPLICATION SPEC	
0 PLC ± -				WEIGHT		-	SIZE	A2
1 PLC ± -				CUSTOMER DRAWING		CAGE CODE	00779	
2 PLC ± 0.13 [.005]				SCALE	3:1	DRAWING NO	C=120591	
3 PLC ± -				SHEET	1 of 1	RESTRICTED TO	-	
4 PLC ± -				REV	H			
ANGLES ± 0° 30'								
FINISH -								