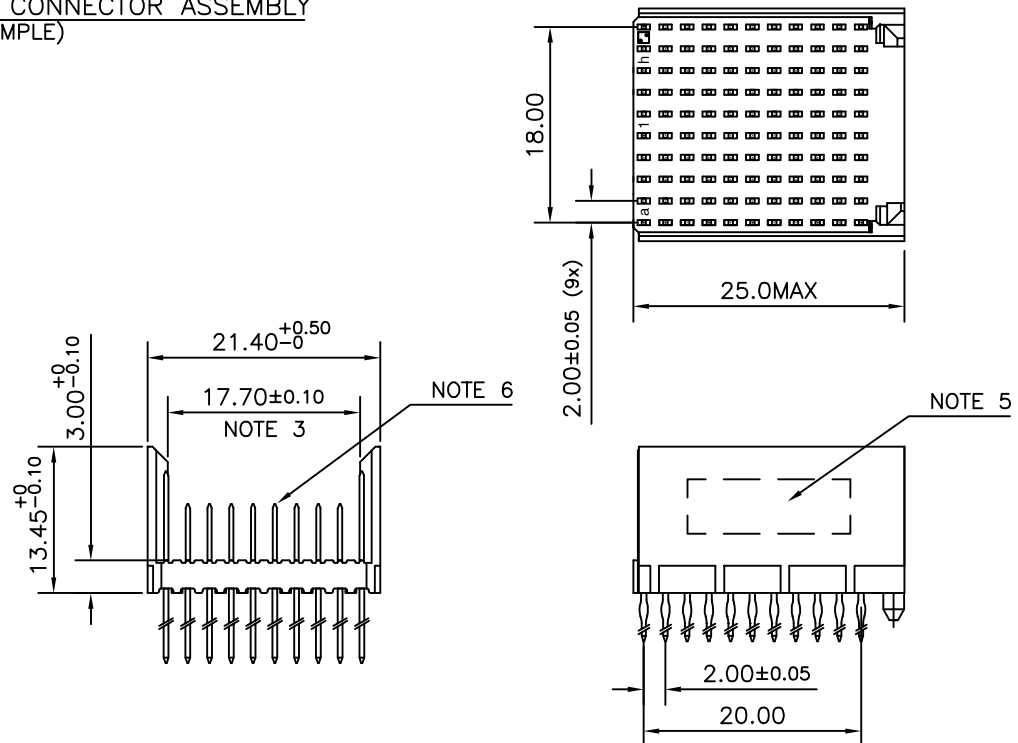


1 | 2 | 3 | 4 | 5 | 6

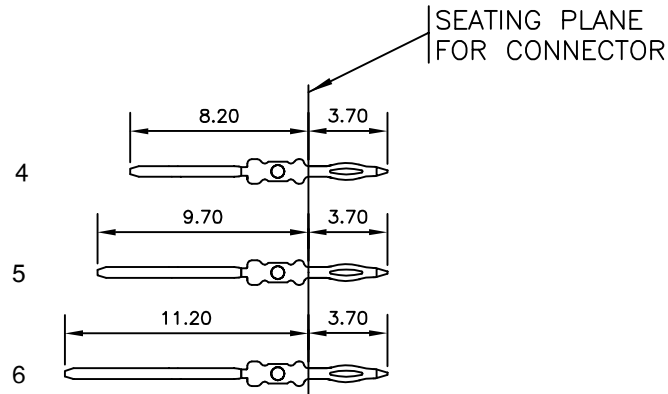
LOADING PATTERN MATING SIDE

y	6	6	6	6	6	6	6	6	6	6
h	4	4	4	4	4	4	4	4	4	4
g	4	4	4	4	4	5	4	4	4	6
f	4	4	4	4	4	4	4	4	4	4
e	4	4	4	4	4	4	4	4	4	4
d	4	4	4	4	4	4	4	4	4	4
c	4	4	4	4	4	4	4	4	4	4
b	4	4	4	4	4	4	4	4	4	4
a	4	4	4	4	4	4	4	4	4	4
z	6	6	6	6	6	6	6	6	6	6
P	0									
S	1	5								0

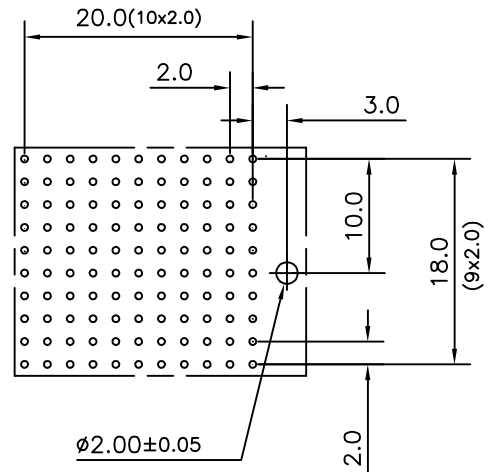
LOADED CONNECTOR ASSEMBLY (FOR EXAMPLE)



CONTACT OVERVIEW



LAY-OUT P.C.B.-HOLE



LEAD FREE INDICATOR : LF = LEAD FREE (DIGIT 15 & 16)

HM2P89PDH1R1

PLATING CODE (DIGIT 13 AND 14) (REF DRW NO. BS,C , 201844 , 003)

NOTES

1. THIS PRODUCT IS CSA APPROVED.
  2. THIS PRODUCT IS UL RECOGNIZED.
  3. MEASURED AT THE BOTTOM.
  4. MATERIAL CONTACT: PHOSPHORBRONZE  
HOUSING: CREAM WHITE GLASS FILLED POLYESTER UL-94V0
  5. CONNECTOR PRINTED WITH P/N AND DATE CODE.
  6. FOR ACTUAL CONTACT LOADINGS, SEE LOADING PATTERN MATING SIDE.
  7. SHAPE OF CONNECTOR HOUSING CAN ALTER DEPENDING ON PRODUCTION LOCATION
  8. THE PRODUCT (LF) MEETS EUROPEAN UNION DIRECTIVES AND OTHER COUNTRY REGULATIONS AS DESCRIBED IN GS-22-008
  9. FOR RECOMMENDED PTH DIMENSIONS REFER DRAWING : BS, A , 201572 , 001
- CATALOG NO: HM2P89PDH1R1----

mat'l. code		surface		tolerance		projection		product family	
SEE NOTE 4		ISO 1302		ISO 406 ISO 1101				MILLIPACS	
ltr	ecn no	dr	date	tolerances unless otherwise specified		MM		title	
A	I04-0103	MINI	2004/11/13	angles	linear	—		MPACS 8+2R STR HDR PF CONN TYPE F	
B	I05-0190	MINI	2005/10/14	0°±1°		scale		—	
C	I06-0090	MINI	2006/06/29						
		dr	MINI K VANDANATH	2004/11/13				dwg no	
		enr	BIJU K PAUL	2004/11/13				sheet 1 of 1	
		chr	BIJU K PAUL	2006/06/29				size	
		appd	BIJU K PAUL	2006/06/29				A3	
sheet index		revision sheet	C					type Product Customer Drawing	
			1						



Copyright FCI