

Printed-circuit board connector - DMC 0,5/11-G1-2,54 SMD R56 - 1845111

Please be informed that the data shown in this PDF Document is generated from our Online Catalog. Please find the complete data in the user's documentation. Our General Terms of Use for Downloads are valid (<http://phoenixcontact.com/download>)

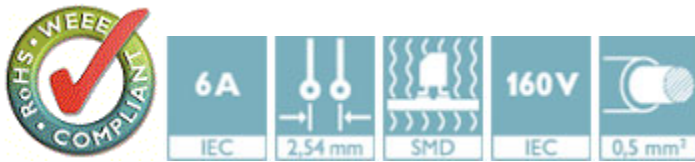
Header, Nominal current: 6 A, Rated voltage (III/2): 160 V, Number of positions: 11, Pitch: 2.54 mm, Color: black, Contact surface: Gold, Mounting: SMD soldering, Sample values available under SAMPLE DMC...



The figure shows a 10-pos. version with 20 contacts

Why buy this product

- Gold-plated contacts ensure transfer quality remains stable over the long term
- Designed for integration into the SMT process
- Conductor connection on several levels enables higher contact density



Key Commercial Data

Packing unit	1 STK
Minimum order quantity	300 STK
Custom tariff number	85366990
Country of origin	Germany

Technical data

Environmental Product Compliance

China RoHS	No hazardous substances above threshold values
------------	--

Dimensions

Length	9.64 mm
Pitch	2.54 mm
Dimension a	25.4 mm
Width	28.44 mm
Height	7.39 mm
Pin dimensions	0,64 x 0,64 mm

Printed-circuit board connector - DMC 0,5/11-G1-2,54 SMD R56 - 1845111

Technical data

Dimensions

Pin spacing	2.54 mm
-------------	---------

General

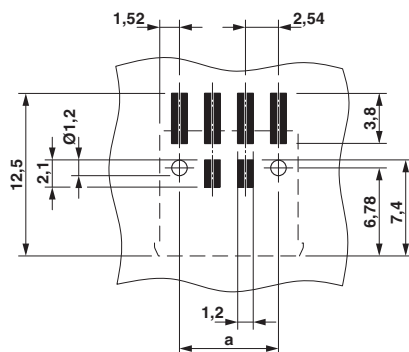
Range of articles	DMC 0,5/...-G1-SMD
Insulating material group	IIIa
Rated surge voltage (III/3)	2.5 kV
Rated surge voltage (III/2)	2.5 kV
Rated surge voltage (II/2)	2.5 kV
Rated voltage (III/3)	32 V
Rated voltage (III/2)	160 V
Rated voltage (II/2)	160 V
Connection in acc. with standard	EN-VDE
Nominal current I_N	6 A
Insulating material	LCP
Flammability rating according to UL 94	V0
Color	black
Number of positions	11

Standards and Regulations

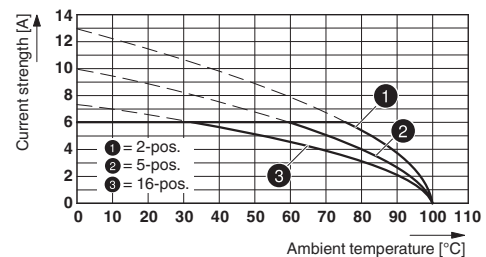
Connection in acc. with standard	EN-VDE
Flammability rating according to UL 94	V0

Drawings

Drilling diagram



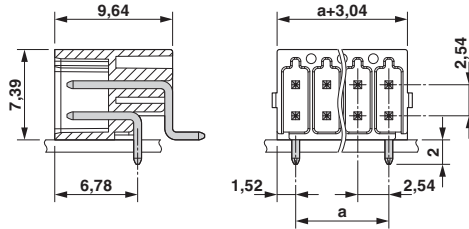
Diagram



Type: DFMC 0,5/...-ST-2,54 with DMC 0,5/...-G1-2,54 SMD R...

Printed-circuit board connector - DMC 0,5/11-G1-2,54 SMD R56 - 1845111

Dimensional drawing



Classifications

eCl@ss

eCl@ss 5.1	27260701
eCl@ss 6.0	27260704
eCl@ss 8.0	27440402
eCl@ss 9.0	27440402

ETIM

ETIM 4.0	EC002637
ETIM 5.0	EC002637

Approvals

Approvals

Approvals

cULus Recognized / VDE Gutachten mit Fertigungsüberwachung / IECEE CB Scheme / EAC


Ex Approvals

Approval details


cULus Recognized http://database.ul.com/cgi-bin/XYV/template/LISEXT/1FRAME/index.htm E60425-19920306		
	B	C
Nominal current I _N	6 A	6 A
Nominal voltage U _N	150 V	50 V

Printed-circuit board connector - DMC 0,5/11-G1-2,54 SMD R56 - 1845111

Approvals

VDE Gutachten mit Fertigungsüberwachung  <http://www.vde.de> 40042389

Nominal current IN	6 A
Nominal voltage UN	160 V

IECEE CB Scheme  <http://www.iecee.org/> DE1-55740

Nominal current IN	6 A
Nominal voltage UN	160 V

EAC B.01742

Accessories

Accessories

Labeled terminal marker

Marker card - SK 2,54/2,8:FORTL.ZAHLEN - 0804853



Marker card, Card, white, labeled, Horizontal: Consecutive numbers 1 - 10, 11 - 20, etc. up to 91 - 99, Mounting type: Adhesive, for terminal block width: 2.54 mm, Lettering field: 2.54 x 2.8 mm

Sample set - SAMPLE DMC 0,5/11-G1-2,54 SMD - 1859880




Header, Nominal current: 6 A, Rated voltage (III/2): 160 V, Number of positions: 11, Pitch: 2.54 mm, Color: black, Contact surface: Gold, Mounting: SMD soldering

Additional products

Printed-circuit board connector - DMC 0,5/11-G1-2,54 SMD R56 - 1845111

Accessories

Printed-circuit board connector - DFMC 0,5/11-ST-2,54 - 1844662



Plug, nominal current: 6 A, rated voltage (III/2): 160 V, number of positions: 11 with 22 contacts, pitch: 2.54 mm, connection method: spring connection, color: black, contact surface: gold