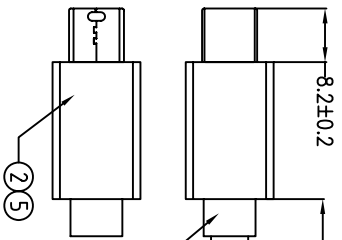
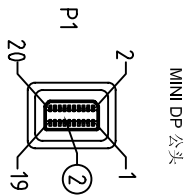
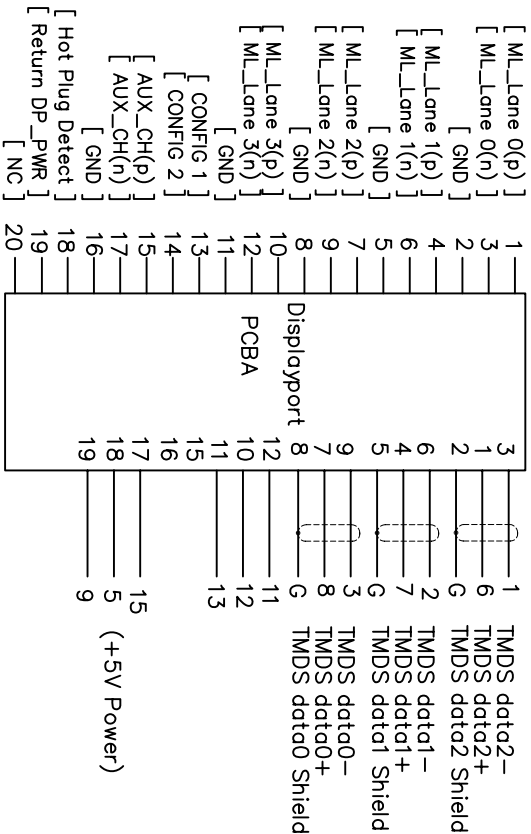


CUSTOMER APPROVED:

DATE:



1. Wiring Diagram.



SHELL _____ SHELL _____

5	PE	PE INSERMULDING	10g	
4	CONN	HDB15 FEMALE INSULATION BLUE NICKRL PIN G/F W/WHITE COVER W/PCB+IC(NXP9832)	1SET	P2
3	PVC	45P PVC WHITE DVERMULD	30g	
2	CONN	MINIDP20 MALE INSULATION WHITE NIKKEL PIN G/F W/WHITE HDDD	1SET	P1
1	CABLE	UL20276 (32AWG*1P+DW+AL/MY)*5+32AWG*5 C+A+D+B(16/6/0.1AAM) ODS.5 WHITE	1	3000MM
NO.	PART NO.	DESCRIPTION	QTY	UNIT/REF

BILL OF MATERIAL

REV A 2015/04/14 INITIAL RELEASE

2015/04/14

Cnc Tech,LLC

MINI DP/M TO VGA/F

743-50012-00300

DRAWN EDWINLAN DATE 04/14/15

CUSTOMER P/N: REV A

CHECKED APPROVAL

CUSTOMER: SHEET 1 OF 1

