

PCB terminal block - MKKDS 1/16-3,5 - 1751536

Please be informed that the data shown in this PDF Document is generated from our Online Catalog. Please find the complete data in the user's documentation. Our General Terms of Use for Downloads are valid (<http://phoenixcontact.com/download>)



PCB terminal block, nominal current: 8 A, nom. voltage: 200 V, pitch: 3.5 mm, number of positions: 16, connection method: Screw connection with tension sleeve, mounting: Wave soldering, conductor/PCB connection direction: 0 °, color: green


The figure shows a 10-pos. version with 20 contacts

Why buy this product

- ✓ Well-known connection principle allows worldwide use
- ✓ Low temperature rise, thanks to maximum contact force
- ✓ Allows connection of two conductors
- ✓ Extremely small design for the respective conductor cross section
- ✓ Conductor connection on several levels enables higher contact density



Key Commercial Data

Packing unit	50 STK
GTIN	 4 017918 115937
GTIN	4017918115937

Technical data

Dimensions

Length [l]	16.3 mm
Pitch	3.5 mm
Dimension a	52.5 mm
Width [w]	58.25 mm
Constructional height	16.2 mm
Height [h]	19.7 mm
Solder pin [P]	3.5 mm
Pin dimensions	0,5 x 0,9 mm
Pin spacing	11.4 mm
Hole diameter	1.1 mm

PCB terminal block - MKKDS 1/16-3,5 - 1751536

Technical data

General

Range of articles	MKKDS 1
Insulating material group	I
Rated surge voltage (III/3)	2.5 kV
Rated surge voltage (III/2)	2.5 kV
Rated surge voltage (II/2)	2.5 kV
Rated voltage (III/3)	160 V
Rated voltage (III/2)	200 V
Rated voltage (II/2)	400 V
Connection in acc. with standard	EN-VDE
Nominal current I_N	8 A
Nominal cross section	1 mm ²
Maximum load current	10 A
Insulating material	PA
Flammability rating according to UL 94	V0
Stripping length	5 mm
Number of positions	16
Screw thread	M2
Tightening torque, min	0.22 Nm
Tightening torque max	0.25 Nm

Connection data

Conductor cross section solid min.	0.14 mm ²
Conductor cross section solid max.	1.5 mm ²
Conductor cross section flexible min.	0.14 mm ²
Conductor cross section flexible max.	1 mm ²
Conductor cross section flexible, with ferrule without plastic sleeve min.	0.25 mm ²
Conductor cross section flexible, with ferrule without plastic sleeve max.	0.5 mm ²
Conductor cross section flexible, with ferrule with plastic sleeve min.	0.25 mm ²
Conductor cross section flexible, with ferrule with plastic sleeve max.	0.5 mm ²
Conductor cross section AWG min.	26
Conductor cross section AWG max.	16
2 conductors with same cross section, solid min.	0.14 mm ²
2 conductors with same cross section, solid max.	0.5 mm ²
2 conductors with same cross section, stranded min.	0.14 mm ²
2 conductors with same cross section, stranded max.	0.2 mm ²

Standards and Regulations

Connection in acc. with standard	EN-VDE
	CSA
Flammability rating according to UL 94	V0

Environmental Product Compliance

PCB terminal block - MKKDS 1/16-3,5 - 1751536

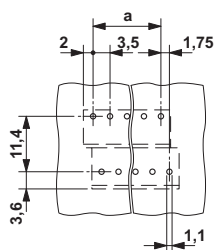
Technical data

Environmental Product Compliance

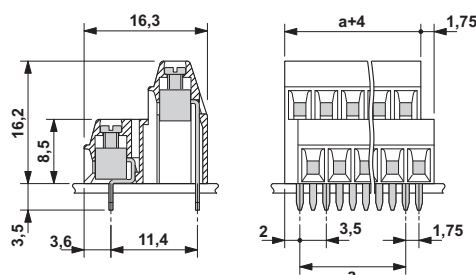
REACH SVHC	Lead 7439-92-1
China RoHS	Environmentally Friendly Use Period = 50
	For details about hazardous substances go to tab "Downloads", Category "Manufacturer's declaration"

Drawings

Drilling diagram



Dimensional drawing



Approvals

Approvals

Approvals

CSA / SEV / EAC / cULus Recognized / IEC/IEE CB Scheme


Ex Approvals

Approval details


CSA		http://www.csagroup.org/services-industries/product-listing/	13631
	D	B	
Nominal voltage UN	300 V	150 V	
Nominal current IN	10 A	10 A	
mm ² /AWG/kcmil	28-16	28-16	


PCB terminal block - MKKDS 1/16-3,5 - 1751536

Approvals

SEV		https://www.electrosuisse.ch/en/meta/shop/product-certificates.html	IK-3542-M1
Nominal voltage UN		125 V	
Nominal current IN		10 A	
mm ² /AWG/kcmil		1.5	

EAC		B.01742
-----	---	---------

cULus Recognized		http://database.ul.com/cgi-bin/XYV/template/LISEXT/1FRAME/index.htm	E60425-19770427
	D	B	
Nominal voltage UN	300 V	300 V	
Nominal current IN	10 A	10 A	
mm ² /AWG/kcmil	30-16	30-16	

IECEE CB Scheme		http://www.iecee.org/	CH-8225
Nominal voltage UN		125 V	
Nominal current IN		10 A	
mm ² /AWG/kcmil		1.5	

Phoenix Contact 2018 © - all rights reserved
<http://www.phoenixcontact.com>

PHOENIX CONTACT GmbH & Co. KG
 Flachsmarktstr. 8
 32825 Blomberg
 Germany
 Tel. +49 5235 300
 Fax +49 5235 3 41200
<http://www.phoenixcontact.com>