

GOLD ANODIZED YAGI ANTENNAS SURE LONG-TERM PERFORMANCE

Laird's premium series Directional Yagi antennas are fully gold anodized for corrosion resistance. Our engineering staff has also optimized the product family for forward gain by computer analysis and then field-tested each for conformance.

FEATURES


- Every Yagi is tuned on a network analyzer for best power match and lowest VSWR.
- All Yagi antennas ship complete with a high quality cast aluminum mounting kit that includes stainless steel hardware and allows vertical or horizontal orientation during installation. (VHF models require light assembly)
- Available in gold or black (B) anodized finish

APPLICATIONS

- Point to point directional and multiple point to omnidirectional outdoor antennas applications used by private organizations and government agencies around the globe.
- Typical applications include transportation such as railroad switching, remote locations reporting examples that include oil fields and weather conditions and meter data transmissions for utilities.

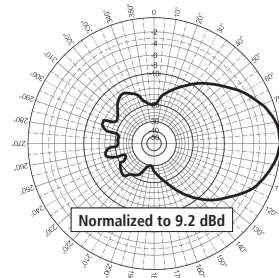
MECHANICAL SPECIFICATIONS	
Material	Aluminum
Length	72"
Height	39.5"
Boom Diameter	1.25"
Weight	6 lbs
Rated Wind Velocity	150mph (241kph)
Equivalent Flat Area	0.9102 sq. ft.
Cable	None
Termination	N-Female connector
Color	Gold or Black Anodized
Lightning Protection	Lightning Arrestor LABH350NN (Sold Separately)

ELECTRICAL SPECIFICATIONS	
Frequency Range	150 – 174 MHz (Tunable)
VSWR	< 2:1
Return Loss	-10dB max
Nominal Gain	9.2 dBd
Front to Back Ratio	20 dB
Maximum Power	300 W
Nominal Impedance	Ω50
Polarization	Vertical or Horizontal
Pattern	Directional
Horizontal Beamwidth (For Horizontal Polarization)	60°
Vertical Beamwidth (For Vertical Polarization)	54°
Tuning	See cut chart
Transmitting/Receiving	Both

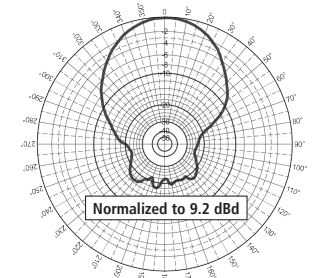


Heavy-Duty Mounting Kit Included

Mounting	Heavy duty gold cast (Kit included as shown)
----------	--



Vertical-to-Vertical Polarization Azimuthal Pattern (Y, Z, or E-plane)



Horizontal-to-Horizontal Polarization Azimuthal Pattern (Y, Z, or H-plane)

Americas: +1.847 839.6907
 IAS-AmericasEastSales@lairdtech.com

Europe: +44.1628.858941
 IAS-EUSales@lairdtech.com

Asia: +86.21.5855.0827.127
 IAS-AsiaSales@lairdtech.com

www.lairdtech.com

ANT-DS-Y(B)1505_0115

Any information furnished by Laird Inc. and its agents is believed to be accurate and reliable. All specifications are subject to change without notice. Responsibility for the use and application of Laird materials rests with the end user, since Laird and its agents cannot be aware of all potential uses. Laird makes no warranties as to the fitness, merchantability or suitability of any Laird materials or products for any specific or general uses. Laird shall not be liable for incidental or consequential damages of any kind. All Laird products are sold pursuant to the Laird Terms and Conditions of sale in effect from time to time, a copy of which will be furnished upon request. © Copyright 2015 Laird Inc. All Rights Reserved. Laird, Laird Technologies, the Laird Logo, and other marks are trade marks or registered trade marks of Laird Inc. or an affiliate company thereof. Other product or service names may be the property of third parties. Nothing herein provides a license under any Laird or any third party intellectual property rights.