

1

2

3

4

A

A

B

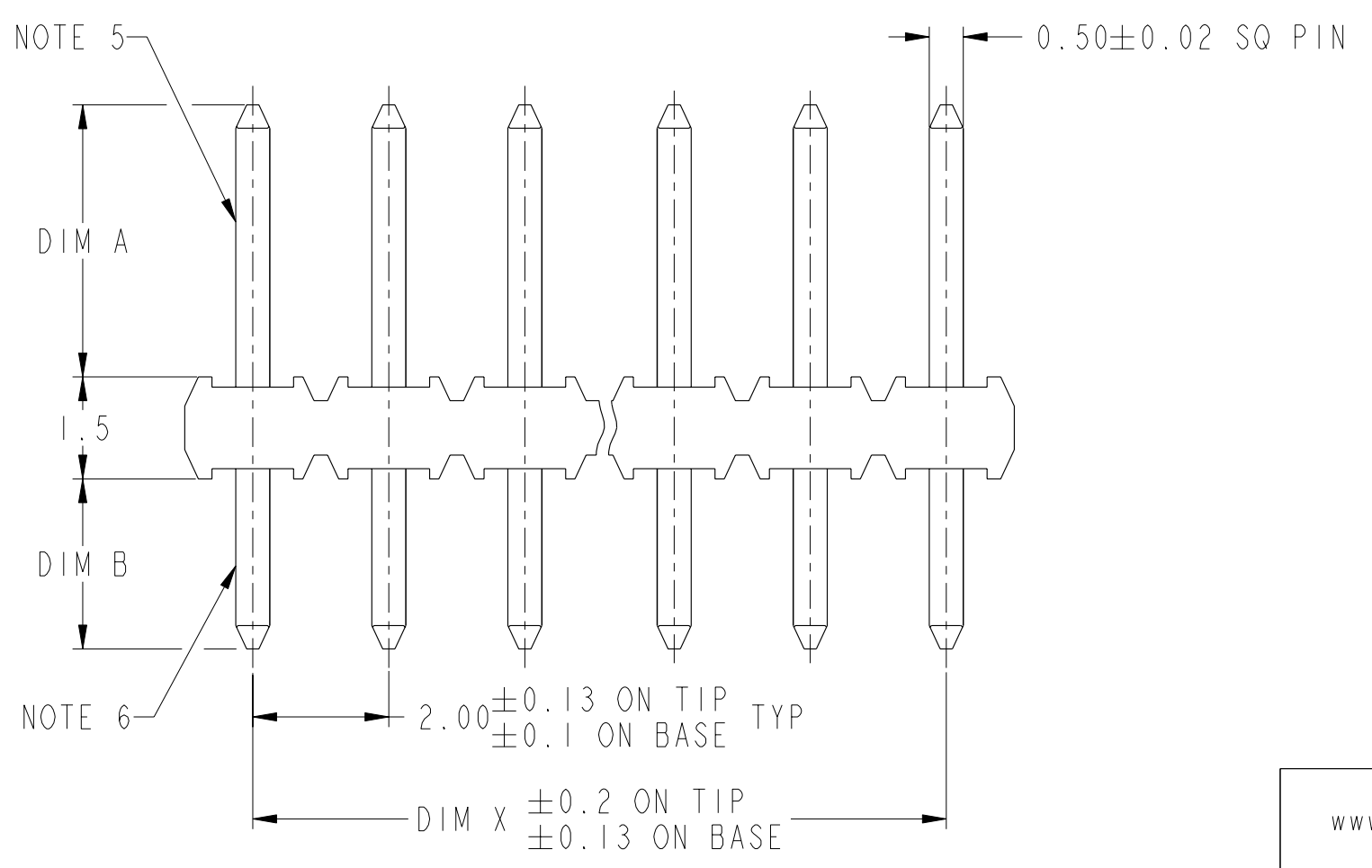
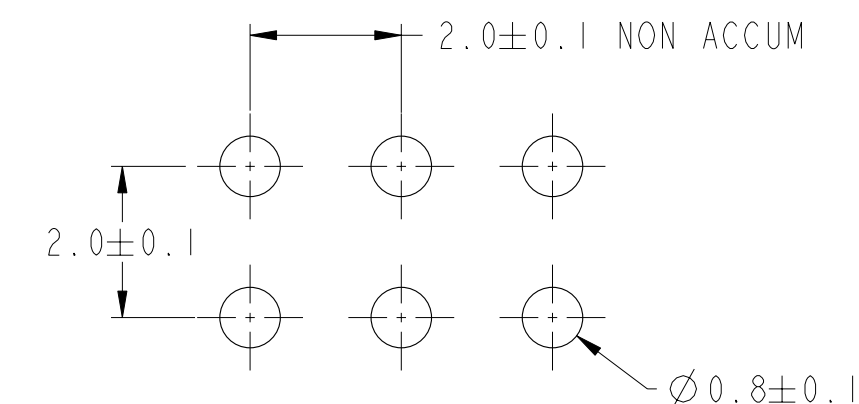
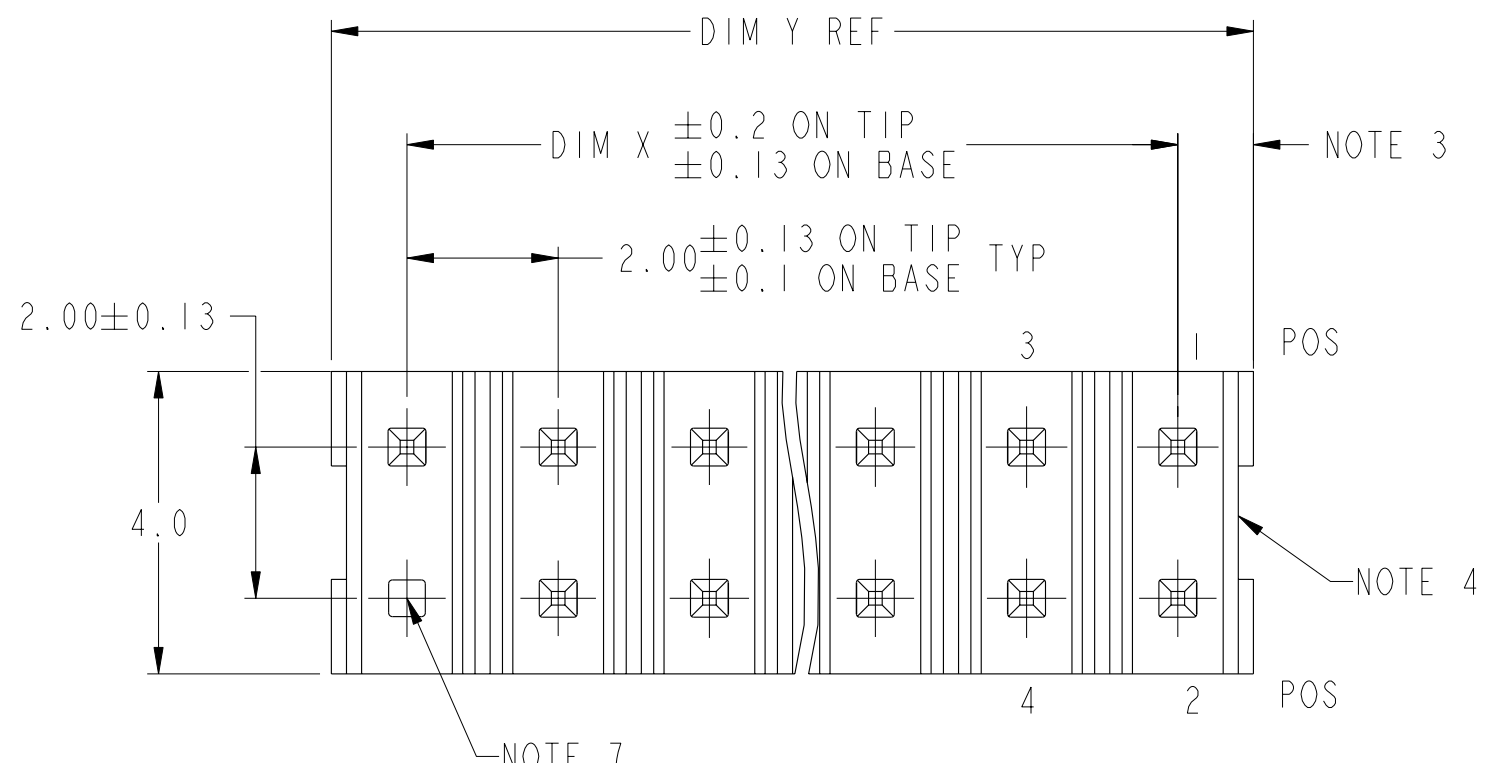
B

C

C

D

D



CONFIDENTIAL

www.fciconnect.com		surface - <input checked="" type="checkbox"/> ISO 1302	tolerance std ISO 406 ISO 1101	projection	MM
TOLERANCES UNLESS OTHERWISE SPECIFIED					
Dr	JPEH	2002/04/23	ANGULAR	0.X	±-
Eng	JPEH	2004/08/31		LINEAR	0.XX
Chr	KH LEE	2009/12/16	0° ±3°	0.XXX	±-
Appr	JOEY NG	2009/12/16	Product family	MINITEK	Spec ref -
FCi			title POL. MINITEK II		Rev. K
			STR HEADER (DUPLX)		
catalog no			-		dwg no 61641
				CUSTOMER	sheet 1 of 2

rev	ecn no	dr	date
E	S20042	JPEH	2002/04/23
F	S04-0172	JPEH	2004/08/11
G	S04-0224	KBM	2004/10/25
H	S05-0060	KBM	2005/02/28
J	S06-0236	KHL	2005/02/28
K	S10-0205	PR	2009/12/16
-	-	-	-

Copyright FCI.

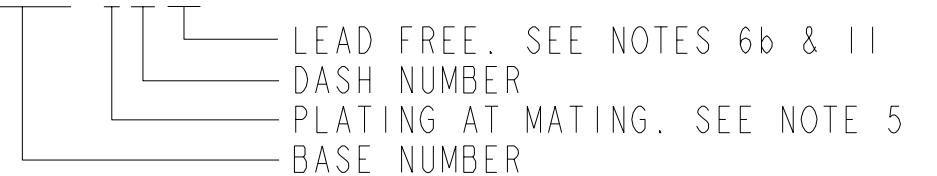
PRODUCT NO. SEE NOTE 8	POS	DIM A	DIM B	POL. POS	DIM X	DIM Y
61641-X01	2X3	4.0	2.5	3	4	6
-X02	2X22	4.0	2.5	20	42	44
-X03	2X13	4.0	2.5	26	24	26
-X04	2X13	5.27	3.77	26	24	26
-X05	2X16	4.0	2.5	3, 4, 5, 6, 32	30	32

NOTES:

- MATERIAL:
BODY : HIGH TEMPERATURE THERMOPLASTIC UL 94V-0 BLACK
PIN : COPPER ALLOY
- TOLERANCE UNLESS OTHERWISE NOTED ± 0.25
- DIM 1.0 ± 0.15 MOLDED SIDE(S) ONLY. IF SIDE(S) ARE BROKEN, DIM 1.5 MAX APPLIES.
- RECESS APPLIES TO MOLDED SIDE(S) ONLY.
- PLATING ON MATING LENGTH:
-3YY --- 0.38 μ m Au OVER 1.27 μ m MIN NICKEL UNDERPLATE.
-5YY --- 0.38 μ m PdNi WITH Au FLASH OVER 1.27 μ m MIN NICKEL UNDERPLATE.
-6YY --- 0.76 μ m PdNi WITH Au FLASH OVER 1.27 μ m MIN NICKEL UNDERPLATE.
- SOLDER TAIL PLATING:
a) SOLDER TAIL OF P/N:61641-XXX IS 3.81 μ m MIN TIN/LEAD (90/10) PLATED OVER 1.27 μ m MIN NICKEL UNDERPLATE.
b) SOLDER TAIL OF P/N:61641-XXXLF IS 2.54 μ m MIN TIN PLATED OVER 1.27 μ m MIN NICKEL UNDERPLATE (LEADFREE).
- POLARISED BY OMISSION OF PINS. REFER TO TABLE FOR POL. POS.

8. PART NUMBER INFORMATION

61641-XYL F



- THE HOUSING WILL WITHSTAND EXPOSURE TO 255°C PEAK TEMPERATURE FOR 10 SECONDS IN A CONVECTION, INFRA-RED OR VAPOR PHASE REFLOW OVEN.
- THE HOUSING WILL WITHSTAND EXPOSURE TO 260°C PEAK TEMPERATURE FOR 10 SECONDS IN A WAVE SOLDER APPLICATION WITH A 1.57MM MINIMUM THICK CIRCUIT BOARD.
- THIS PRODUCT MEETS EUROPEAN UNION DIRECTIVES AND OTHER COUNTRY REGULATIONS AS DESCRIBED IN GS-22-008.
- A $\triangle K$ SYMBOL WILL BE NEXT TO ANY DIMENSION, VIEW OR NOTE WHICH HAS BEEN MODIFIED WITH THE CURRENT DRAWING REVISION.

CONFIDENTIAL

www.fciconnect.com			surface <input checked="" type="checkbox"/> ISO 1302	tolerance std ISO 406 ISO 1101	projection	MM
TOLERANCES UNLESS OTHERWISE SPECIFIED						
Dr	JPEH	2002/04/23	ANGULAR	LINEAR	0.X	\pm
Eng	JPEH	2004/08/31			0.XX	± 0.25
Chr	KH LEE	2009/12/16	0°	$\pm 3^\circ$	0.XXX	\pm
Appr	JOEY NG	2009/12/16	Product family		MINITEK	Spec ref -
			POL. MINITEK II STR HEADER (DUPLEX)		dwg no 61641	Rev. K
catalog no			CUSTOMER		sheet 2 of 2	