

PSE Technology Corporation

SPECIFICATION FOR APPROVAL

CUSTOMER _____

NOMINAL FREQUENCY 32.768 KHz




PRODUCT TYPE G2 Series Cylinder Through Hole Quartz Crystal

SPEC. NO. (P/N) G23270006

CUSTOMER P/N _____

ISSUE DATE Mar.24,2011

VERSION D

APPROVED	PREPARED	QA
		
APPROVED BY CUSTOMER :		AVL Status
Please return one copy with approval to PSE-TW		

PSE Technology Corporation

No.2, Tzu-Chiang 5th Rd, Chung Li Industrial Park,
 Chung Li City, Taoyuan County, Taiwan (R.O.C.)
 TEL: 886-3-451-8888
 FAX: 886-3-461-3865
<http://www.saronix-ecera.com.tw>

- *RoHS Exception
- *HF-Halogen Free
- *REACH Compliant

G2 Series 2.0x6.0mm Cylinder Through Hole Quartz Crystal

G23270006

VER. D 24-Mar-11

VERSION HISTORY

Version No.	Version Date	Customer Receipt Date	Supplier Receipt Date	Description	Notes
A	Aug.21,2009			Initial Release	
B	May.11,2010			Revise Format	
C	Sep.23,2010			New Logo	
D	Mar.24,2011			Revised format	



G2 Series 2.0x6.0mm Cylinder Through Hole Quartz Crystal

G23270006

VER. D 24-Mar-11

ELECTRICAL SPECIFICATIONS

SRe Part Number : G23270006

Parameters	Symbol	Specifications	Units	Notes
Nominal Frequency	Fn	32.768	KHz	
Mode of Oscillation	MO	Fundamental		+2° X-Cut
Drive Level	DL	1	μW	Max.
Load Capacitance	CL	6	pF	Typical
Frequency Tolerance	FT	± 20	ppm	at 25°C $\pm 5^\circ C$
Operating Temperature Range	TR	-10~60	°C	
Equivalent Series Resistance	ESR	40	K Ω	Max.
Temperature Coefficient	K	-0.035	ppm/°C ²	Typical
Aging		± 3	ppm	Max 1st year
Insulation Resistance		500	M Ω	at DC 100V $\pm 15V$

Reliability (Mechanical and Environmental Endurance)

No.	Test Items	Test Method and Condition	Requirements
1	Vibration	(1) Vibration Frequency: 10 to 55Hz (2) Vibration Amplitude: 1.5mm (3) Cycle Time: 1-2min(10-55-10Hz) (4) Direction: X.Y.Z (5) Duration: 2h/each direction	Frequency Change: ± 10 ppm Max. Resistance Change: 5kohm Max.
2	Shock	3 Times free drop from 75cm height to hard wooden board of thickness more than 30mm	Frequency Change: ± 10 ppm Max. Resistance Change: 5kohm Max.
3	Leakage	Put crystal units into a hermetic container and Helium for 0.5-0.6Mpa, and keep it for 1h; Check the leakage by a Helium leak detector	Leakage: 1×10^{-8} Pa·m ³ /s Max.



G2 Series 2.0x6.0mm Cylinder Through Hole Quartz Crystal

G23270006

VER. D 24-Mar-11

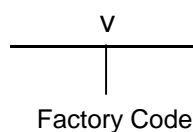
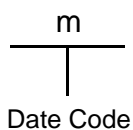
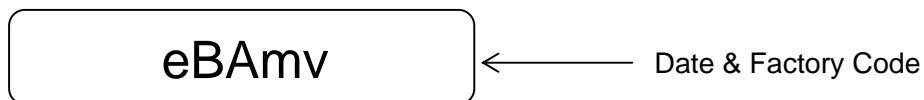
4	Lead Strength (DIP)	The crystal lead with the 0.9kg(9N) power (keep it for 30s±5s) and bend the crystal lead 90° with 0.45kg power and two times	The crystal lead is not abnormality
5	High Temperature Endurance	The crystal units shall be put in somewhere for 2 hrs at temperature of 85°C ±2°C, then keep it for 1 to 2 hrs under room temperature.	Frequency Change: ±10ppm Max. Resistance Change:5kohm Max.
6	Low Temperature Endurance	The crystal units shall be put in somewhere for 2 hrs at temperature of -25°C, then keep it for 1 to 2 hrs under room temperature.	
7	Humidity Endurance	The crystal units shall be put in somewhere at 40°C in relative humidity of 90-95% for 48 hrs, then keep it for one or two hours under room temperature.	
8	Temperature Cycle	Temperature shift from low(-40°C) to high(100°C, keep 30 mins), satisfy high(100°C) to low(-40°C, keep 30 mins), then go up to room temperature for 5 cycles.	
10	Salt Spray Test	Put the crystal units in the salt spray room (salt density: 5%) at the temperature of 35°C for 96 hrs. Then clean it with water and dry its surface.	The appearance shall has no abnormality and soldering is good. Frequency Change: ±10ppm Max. Resistance Change:5kohm Max.

G2 Series 2.0x6.0mm Cylinder Through Hole Quartz Crystal

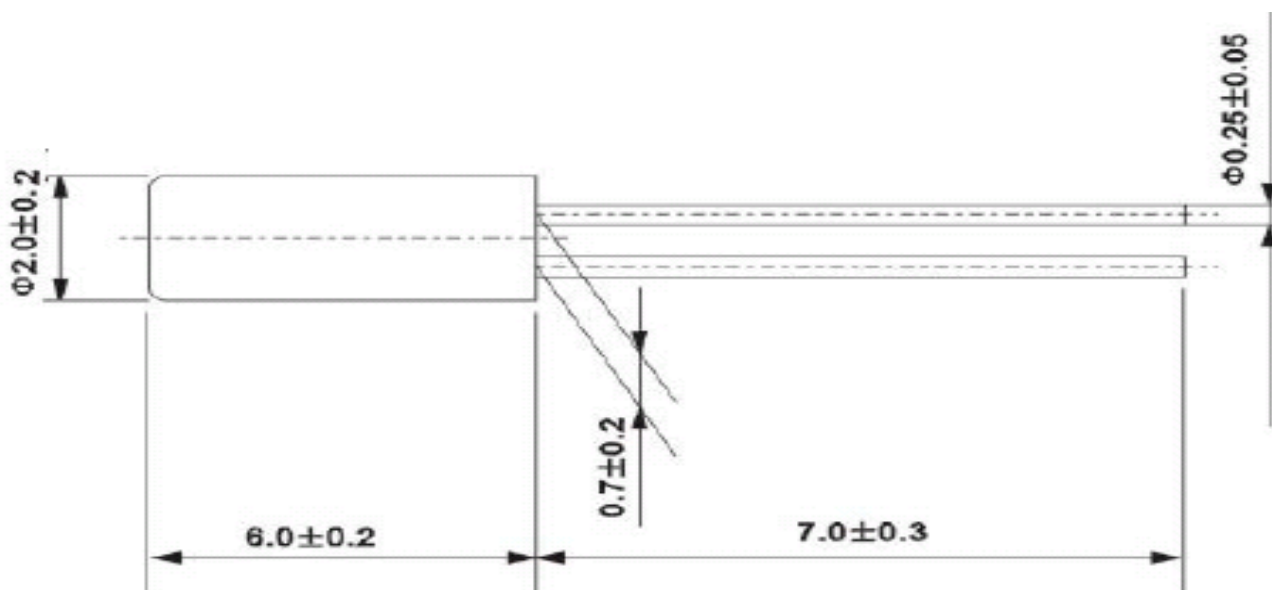
G23270006

VER. D 24-Mar-11

MARKING



DIMENSIONS (Unit:mm)

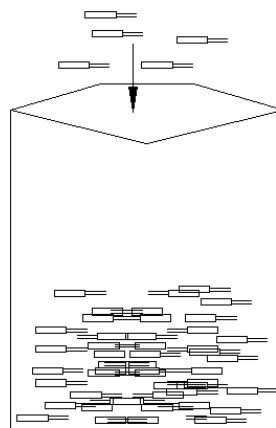
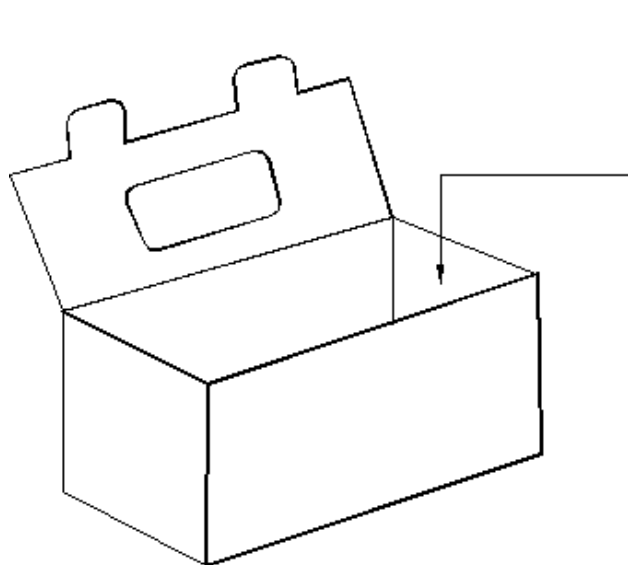


G2 Series 2.0x6.0mm Cylinder Through Hole Quartz Crystal

G23270006

VER. D 24-Mar-11

PACKING



Quantity for Each Bag : 1000 pcs

