

4G/LTE External Antenna



AEACAC198013-S698



198.0 x Ø13.0 mm
RoHS/RoHS II Compliant

MSL = N/A: NOT APPLICABLE

FEATURES

- Operates in 698-960 MHz and 1710-2655 MHz
- Gain of 3dBi
- VSWR \leq 3.0
- Input of 10W

APPLICATIONS

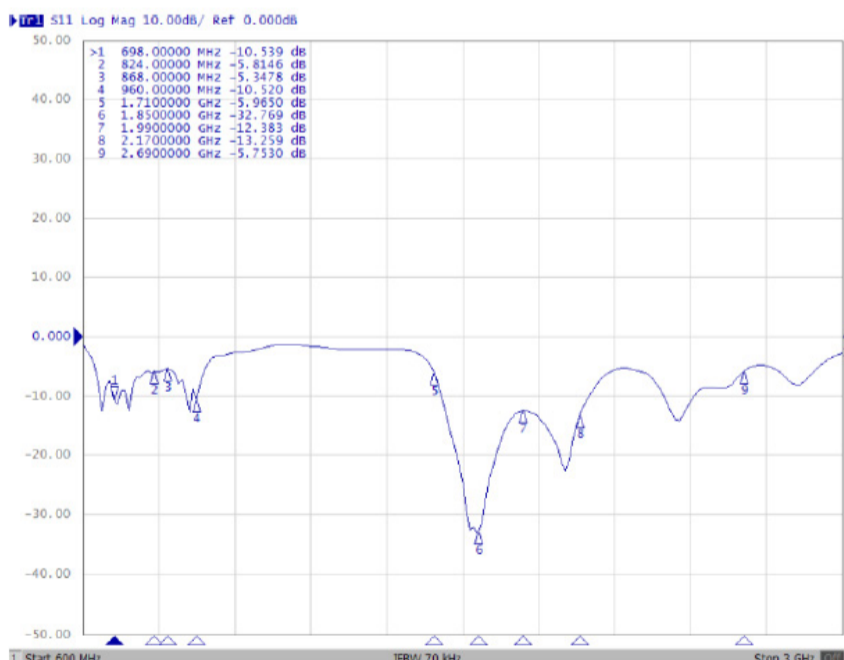
- 4G/LTE
- 2G/3G/4G radios
- LTE radios
- Gateways
- Set-Top Boxes
- Security
- IoT

ELECTRICAL SPECIFICATIONS

Parameters	min	Typ.	Max.	Units	Note
Frequency Range		698~960/1710~2655		MHz	
VSWR			3.0		
Polarization Model		Linear			
Impedance		50		Ω	
Gain		3		dBi	
Operating Temperature	-40		+85	$^{\circ}\text{C}$	
Input Power			10	W	

RETURN - LOSS CHARACTERISTICS

S11 Return-Loss



4G/LTE External Antenna

AEACAC198013-S698



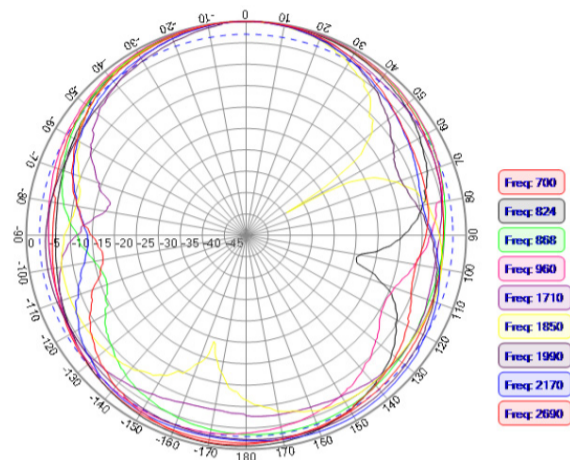
198.0 x Ø13.0 mm
RoHS/RoHS II Compliant

MSL = N/A: NOT APPLICABLE

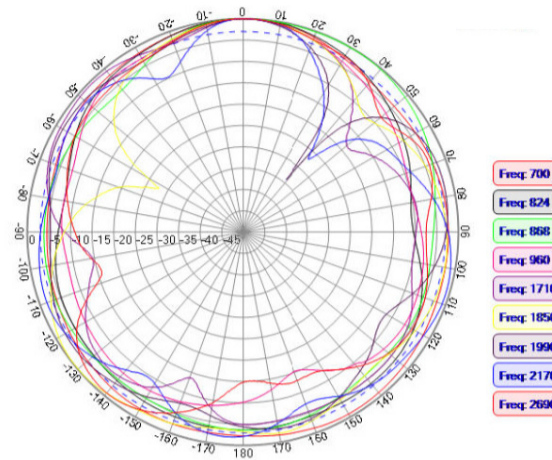
RADIATION PATTERNS

Antenna 2D Patterns

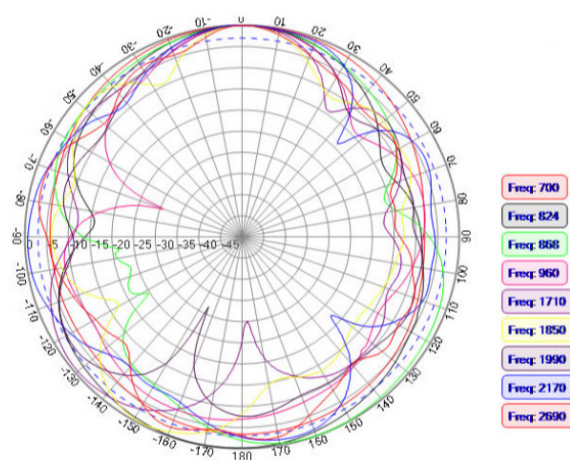
XY Plane



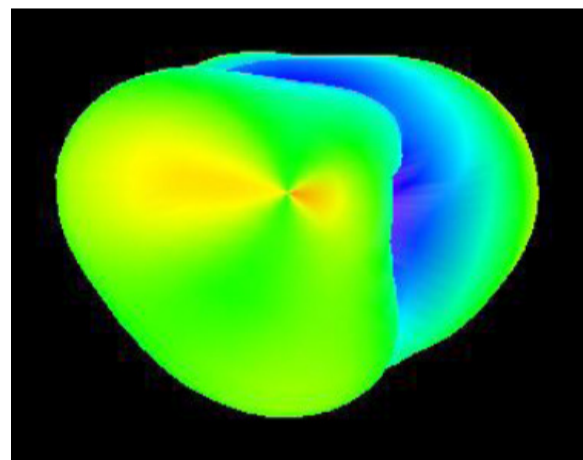
XZ Plane



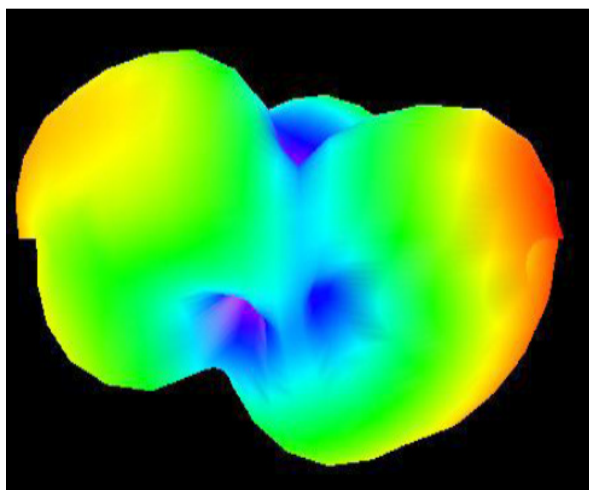
YZ Plane



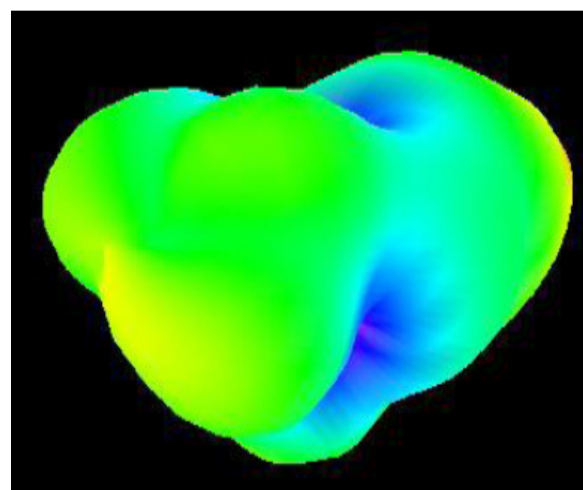
Antenna 3D Patterns 700 MHz



824 MHz



868 MHz



4G/LTE External Antenna

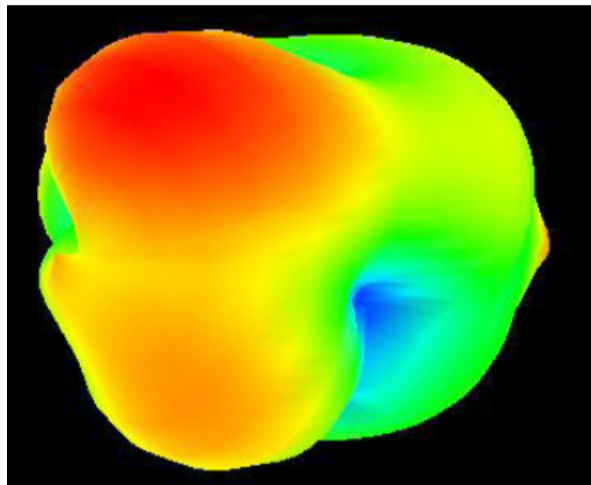


AEACAC198013-S698

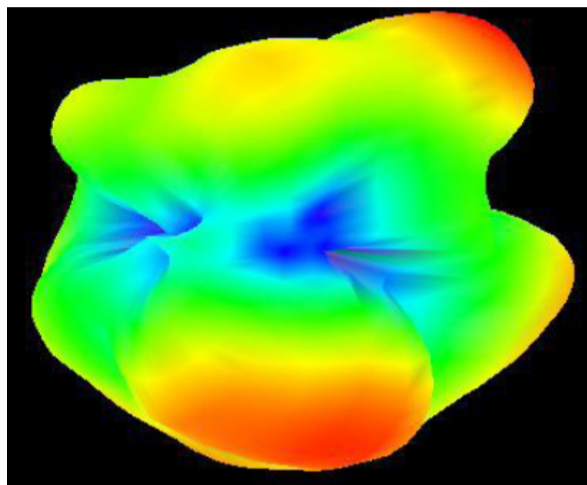
Pb | 198.0 x Ø13.0 mm
RoHS/RoHS II Compliant
 MSL = N/A: NOT APPLICABLE

RADIATION PATTERNS

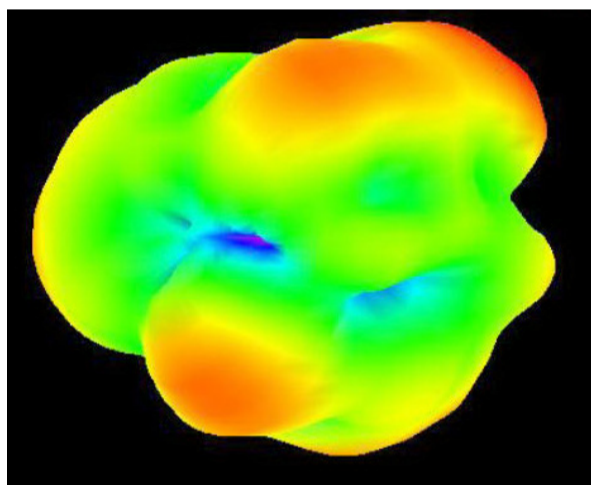
960 MHz



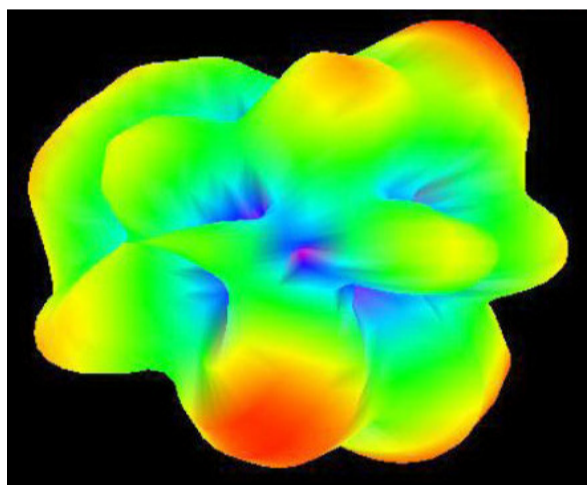
1710 MHz



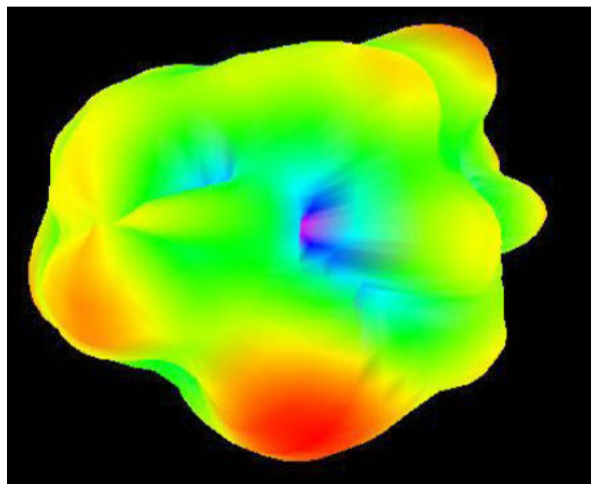
1850 MHz



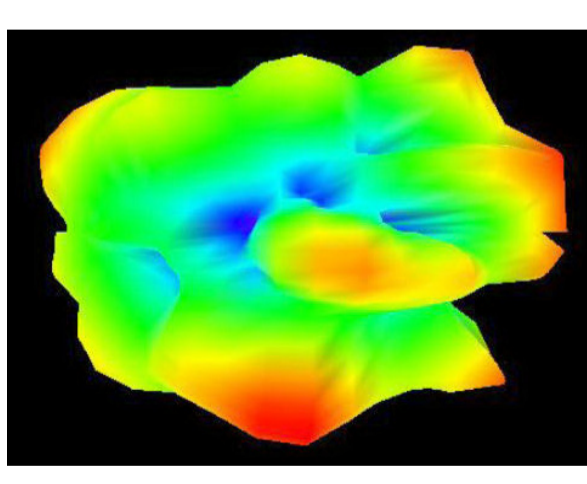
1990 MHz



2170 MHz



2690 MHz



Frequency (MHz)	700	824	868	960	1710	1850	1990	2170	2690
Peak Gain (dBi)	3.50	3.60	4.60	3.30	-0.40	3.20	2.00	1.69	0.52
Efficiency (%)	55	58	57	56	57	60	63	60	58

4G/LTE External Antenna

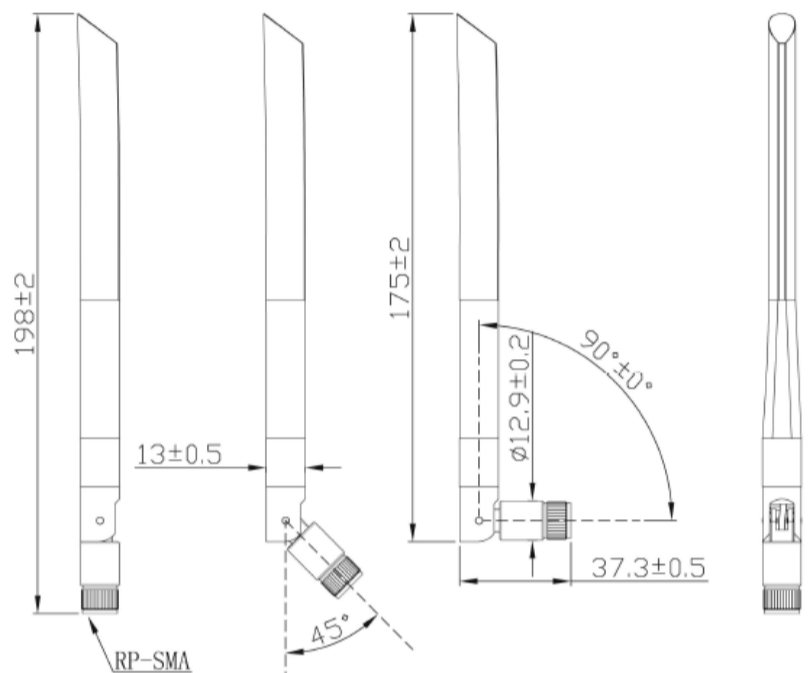
AEACAC198013-S698



198.0 x Ø13.0 mm
RoHS/RoHS II Compliant

MSL = N/A: NOT APPLICABLE

DIMENSIONS:



Unit: mm



Parameters	Description
RF Connector	SMA Male
Mounting Type	Connector mount

PACKAGING:

Each 495 x 225 x 270 mm size carton includes 500 pcs antenna, 13kgs/carton.

Unit: mm

