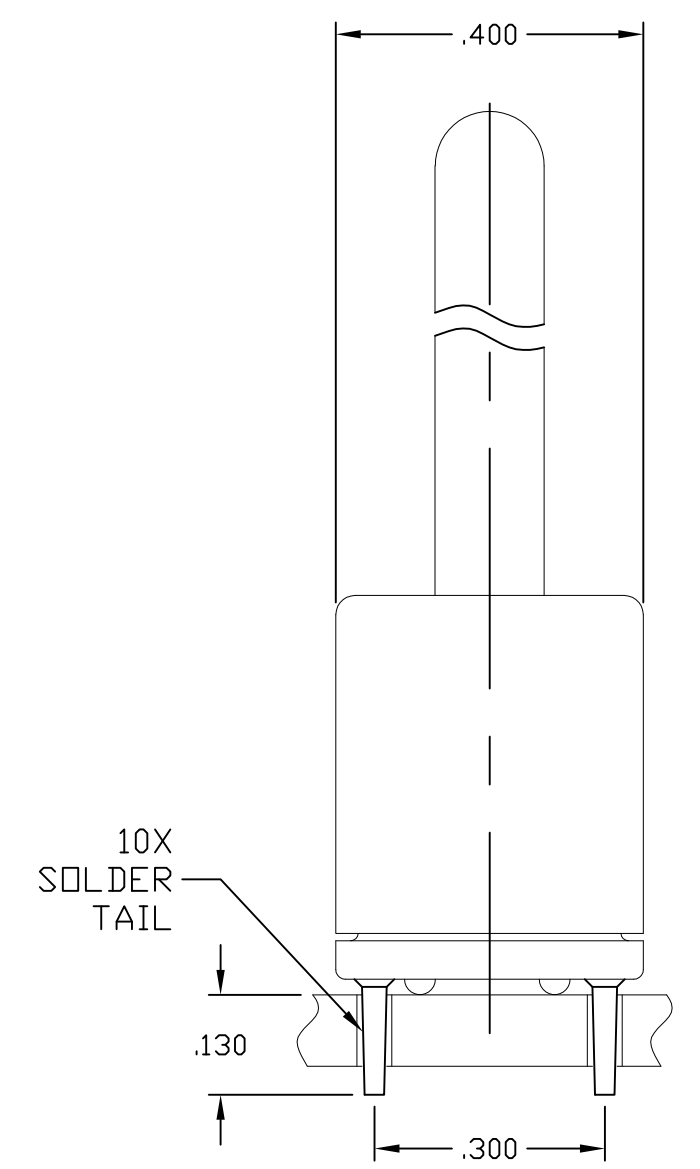
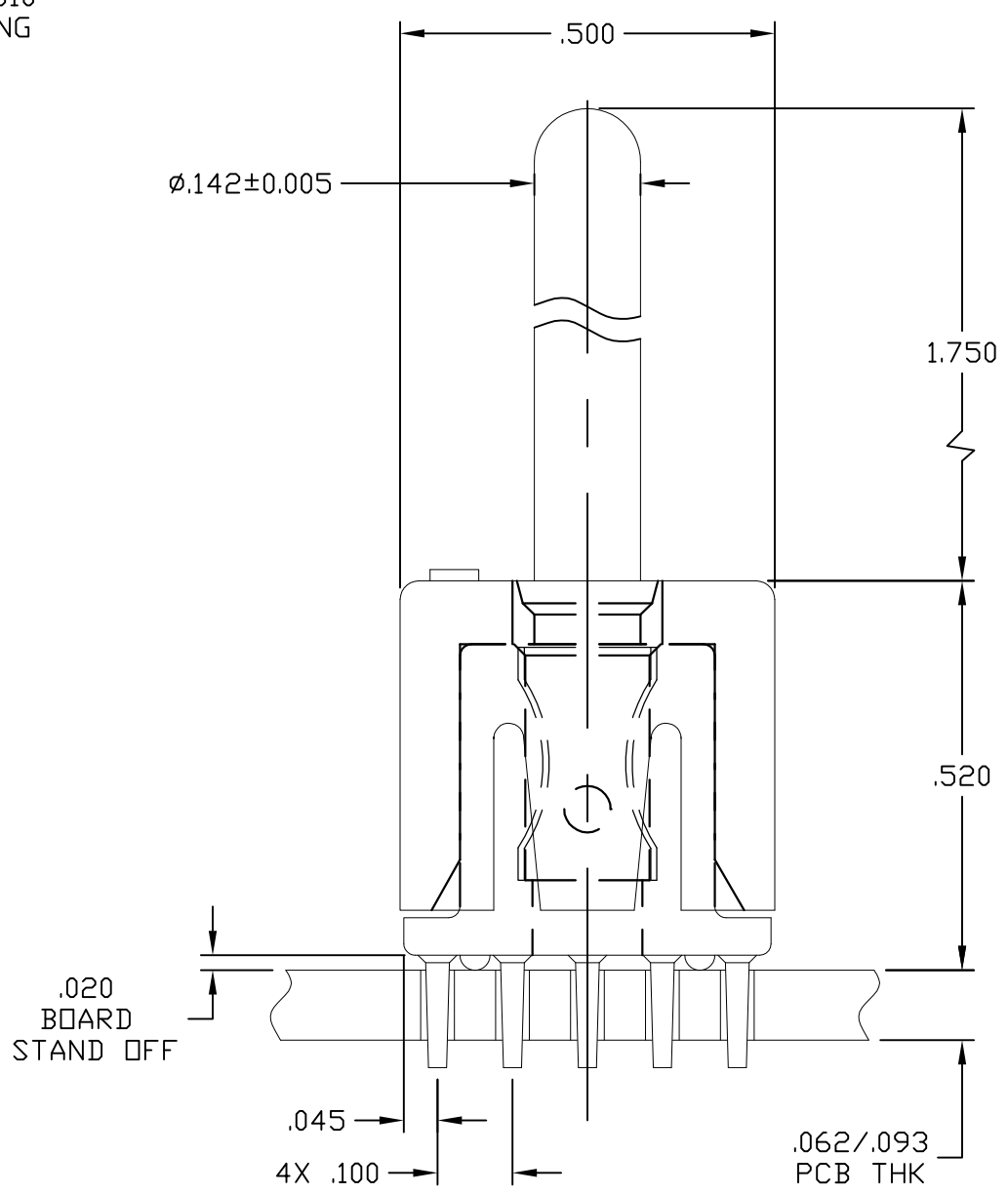
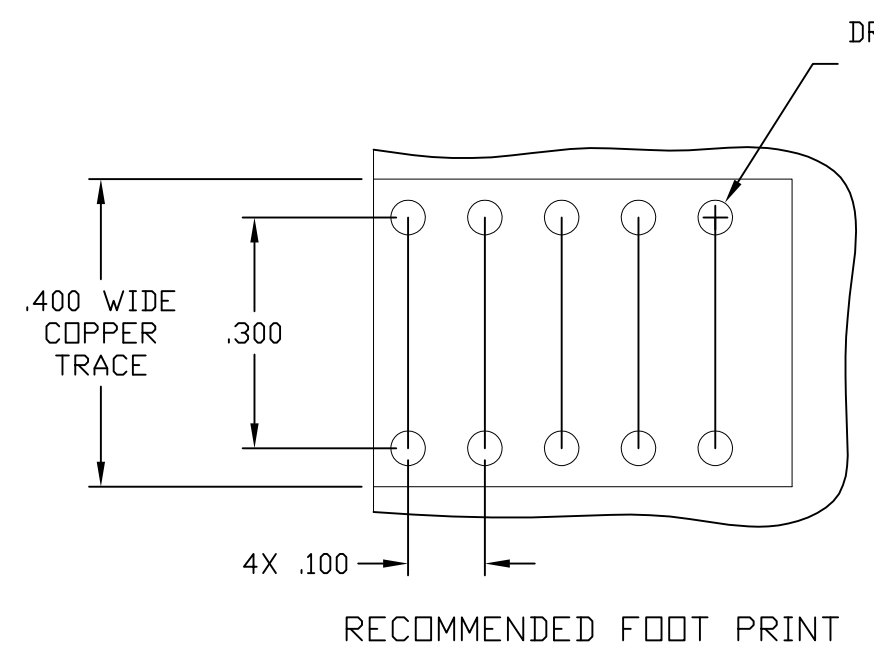


THIS DRAWING IS UNPUBLISHED. RELEASED FOR PUBLICATION
 © COPYRIGHT - By - ALL RIGHTS RESERVED.

LOC	DIST	REVISIONS					
GP	00	P	LTR	DESCRIPTION	DATE	DWN	APVD
		C		REV PER ECO-11-007678	11JUL011	RG	DO



5. A FIVE POUND (5lb) FORCE IS REQUIRED TO CORRECTLY SEAT THE CONNECTOR WITH PLATED THRU HOLES LESS THAN Ø.040 INCH.
4. FINISHES:
 CROWN: GOLD PLATED, .000030 MIN THICK OVER NICKEL PLATED, .000040 MIN THICK.
 INSERT: SILVER PLATED, .000200 MIN THICK, OVER NICKEL PLATED, .000040 MIN THICK.
 CONTACT: SILVER PLATED, .000200 MIN THICK, OVER NICKEL PLATED, .000040 MIN THICK.

3. MATERIALS:
 HOUSING: THERMOPLASTIC, GLASS REINFORCED, COLOR-BLACK UL94V-0 FLAMMABILITY RATED
 INSERT: ZINC ALLOY, CASTING
 CROWN: COPPER ALLOY
 CONTACT: BRASS ALLOY

2. ITEMS PROVIDED TO THIS SPECIFICATION SHALL BE IDENTIFIED ON THE CONTAINER WITH THE FOLLOWING INFORMATION: PART NUMBER & DATE CODE OF MANUFACTURE.

1. INTERCHANGEABILITY REQUIRE PRIOR TE APPROVAL AND AUTHORIZATION BY REVISION TO THIS DRAWING.

6643441-1
 PART NUMBER

THIS DRAWING IS A CONTROLLED DOCUMENT.		DWN	12JAN2011	TE Connectivity ICCON, PIN, SIZE No.8, PERPENDICULAR SOLDER TAIL, 10 PIN FOOT PRINT NON LOCKING STYLE, 1.750 PIN EXT			
DIMENSIONS: INCHES		CHK	-				
TOLERANCES UNLESS OTHERWISE SPECIFIED:		APVD	12JAN2011				
0 PLC ± - 1 PLC ± - 2 PLC ± .02 3 PLC ± .010 4 PLC ± - ANGLES ± .5		PRODUCT SPEC	-				
MATERIAL		FINISH		APPLICATION SPEC	NAME	FLICKINGER/ORRIS	
-		-		WEIGHT	SIZE	A3	
CUSTOMER DRAWING				CAGE CODE	00779	DRAWING NO	C-6643441
				RESTRICTED TO	SCALE	4:1	
				SHEET	1 OF 1	REV	C