



PART NAME

NEMA DIE CAST ALUMINUM ENCLOSURE

PART No.

AN-1306-A & AN-1306-AB

REVISION DATE

9-30-15

UL LISTED FOR U.S. AND CANADA - FILE #E194432

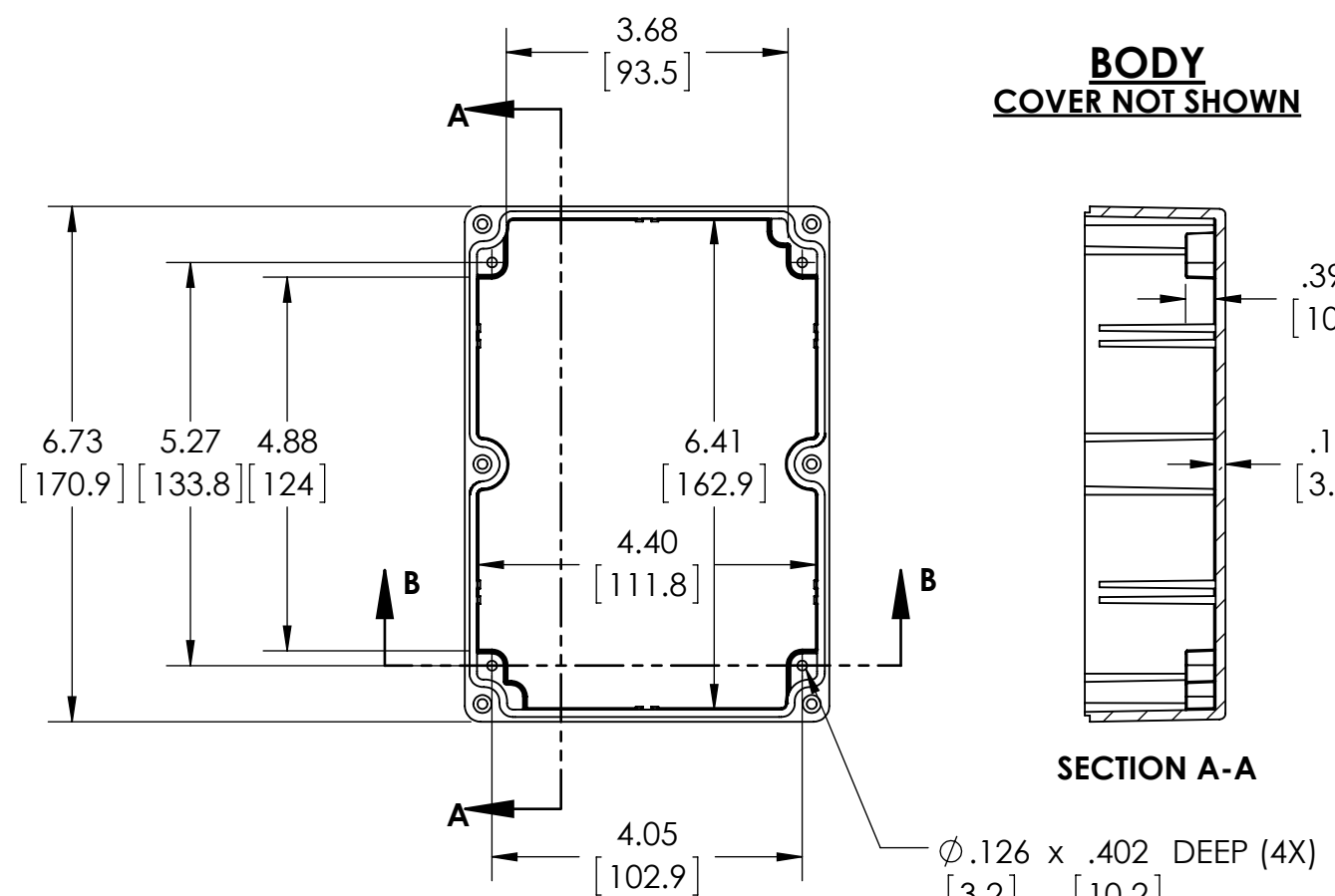
UPDATE REPLACES PART NO. AN-1306 (NATURAL) & AN-1306-G (DISCONTINUED GRAY)

DRAWING FOR REFERENCE

WE RESERVE THE RIGHT TO MAKE CHANGES TO OUR STANDARD PRODUCTS. PLEASE CONSULT WITH BUD INDUSTRIES PRIOR TO USING THIS DRAWING FOR DESIGN PURPOSE.

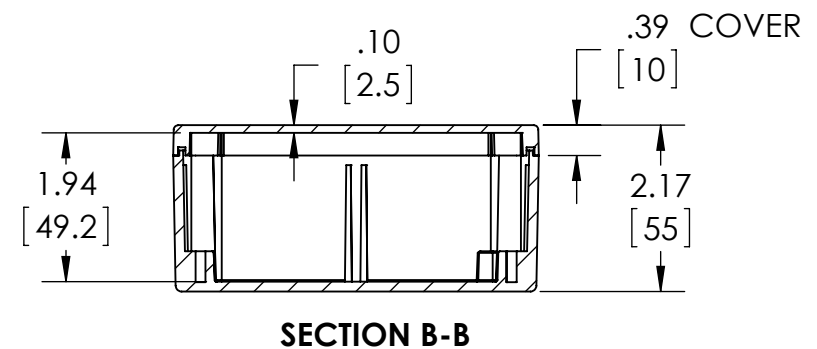
TYPE RATING 4, 4X, 6, 6P, 12 AND 13, COMPARE TO IP-68

80°C. MAXIMUM OPERATING TEMPERATURE



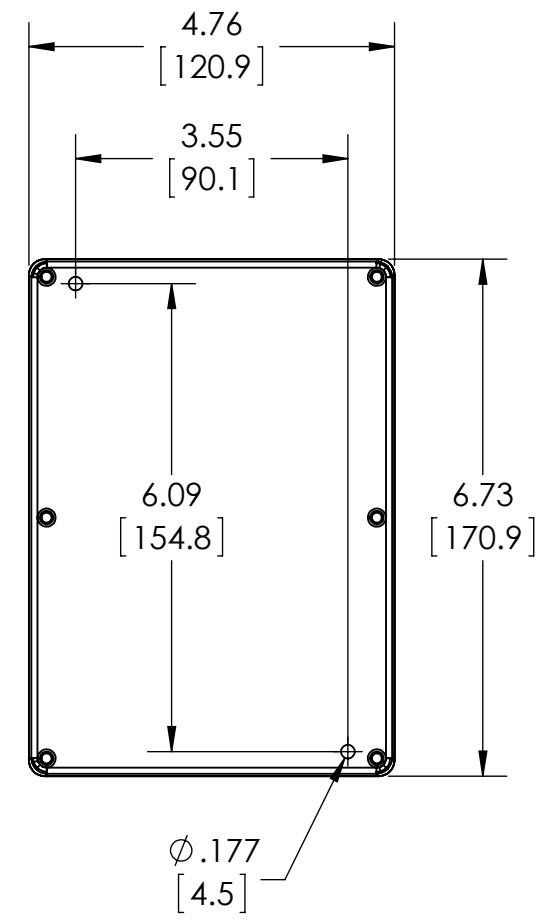
SECTION A-A

Ø.126 x .402 DEEP (4X)
[3.2] [10.2]
ACCEPTS M3.5 x 6mm LG.
OR #6 x 1/4" LG.
SELF-TAPPING SCREW
(NOT SUPPLIED - FOR PCB
MOUNTING)

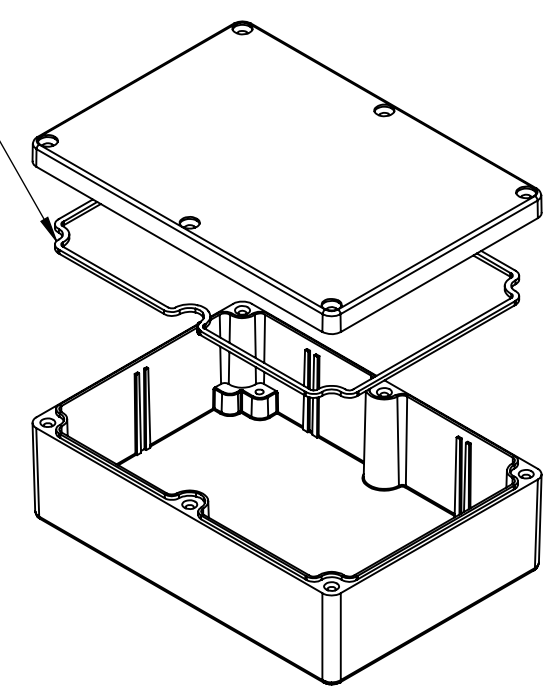


SECTION B-B

**BODY
COVER NOT SHOWN**



GASKET
(NOT INSTALLED)
MOLDED
SILICONE GRAY



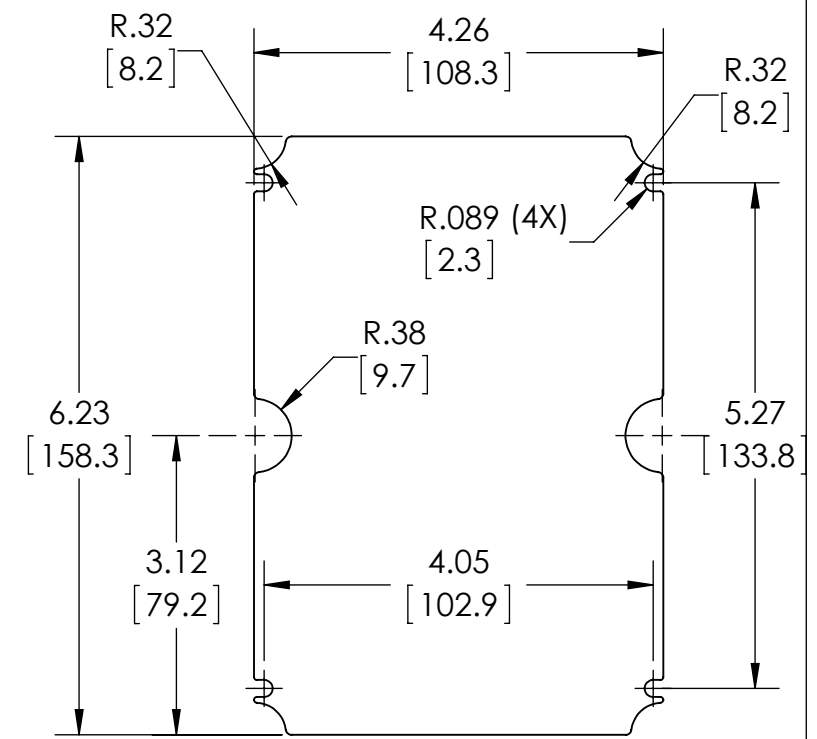
MATERIAL: BODY & COVER - ALUMINUM ALLOY #ADC-12

FINISH: NATURAL (SUFFIX -A)
SMOOTH BLACK POWDERCOAT (SUFFIX -AB)

SIX (6) M4x0.7 x 20mm (.79") LG. 90° CSK. HEAD
STAINLESS STEEL SCREWS SUPPLIED FOR ASSEMBLY
OF COVER TO BODY. APPLY AT 12 IN./LB. OF
TORQUE.

OUTSIDE AND INSIDE DRAFT ANGLE: 1°
DIMENSIONS ARE INCH[MM]

OPTIONAL ACCESSORIES:
PCB MOUNTING KIT #57-58
INTERNAL PANEL #ANX-91306
WALL MOUNT BRACKETS #ANX-1390
REPLACEMENT GASKET #1306GSKTSC



**OPTIONAL INTERNAL PANEL AND
SUGGESTED PC BOARD LAYOUT**