PART NUMBER	REV	FIRST USED	TERMINATOR	FEED TYPE	DESCRIPTION
1426190-1	C	–	LEADMAKER	MECH POST FEED	CUTS CARRIER
1426190-2	C	–	BENCH	MECH PRE FEED	CUTS CARRIER
1426190-6	C	–	LEADMAKER	MECH POST FEED	CONTINUOUS CARRIER
7-1426190-1	C	–	LEADMAKER	MECH POST FEED	-1 AND SPARE PARTS
7-1426190-2	C	–	BENCH	MECH PRE FEED	-2 AND SPARE PARTS
7-1426190-6	C	–	LEADMAKER	MECH POST FEED	-6 AND SPARE PARTS
7-1426190-7	A	–	–	–	SPARE PARTS KIT

CRIMP DATA AMP TERMINAL AMP CRIMP SPECS

TERMINAL NAME: MAG-MATE POKE-IN TAB

CRIMP	SIZE	TYPE	RANGE
WIRE	2.29 [.090 IN]	F	0.30-1.00mm²
INSUL	3.56 [.140 IN]	F	1.52-3.05 [.060-.120 IN]

WIRE STRIP LENGTH 3.96-4.75 [.156-.187 IN]

APPL INSTRUCTION 408-8322

TERMINAL – –
APPL SPEC 114-20003 –

FEED 10.00 [.394 IN]

TERMINALS APPLIED

281622	–	–	–	–
281623	–	–	–	–
–	–	–	–	–
–	–	–	–	–
–	–	–	–	–
–	–	–	–	–
–	–	–	–	–
–	–	–	–	–

WIRE SIZE mm² AWG	CRIMP HEIGHT	PIN PN AND LENGTH [IN]
1.00mm²	1.47 ±0.05 [.058 ±.002 IN]	354779-6 [.3020]
0.75mm²	1.37 ±0.05 [.054 ±.002 IN]	1-354779-6 [.3070]
0.50mm²	1.27 ±0.05 [.050 ±.002 IN]	2-354779-5 [.3115]
0.30mm² or 0.35mm²	1.22 ±0.05 [.048 ±.002 IN]	2-354779-9 [.3135]
–	–	–
–	–	–
–	–	–
–	–	–
–	–	–
–	–	–
–	–	–
–	–	–
–	–	–
–	–	–
–	–	–

1. RECOMMENDED SPARE PARTS.
2. GREASE RAM, CAM, CAM FOLLOWER AND FEED ROD LIGHTLY.
3. LUBRICATE DAILY PER THE APPLICATOR INSTRUCTION SHEET SUPPLIED WITH THE APPLICATOR.

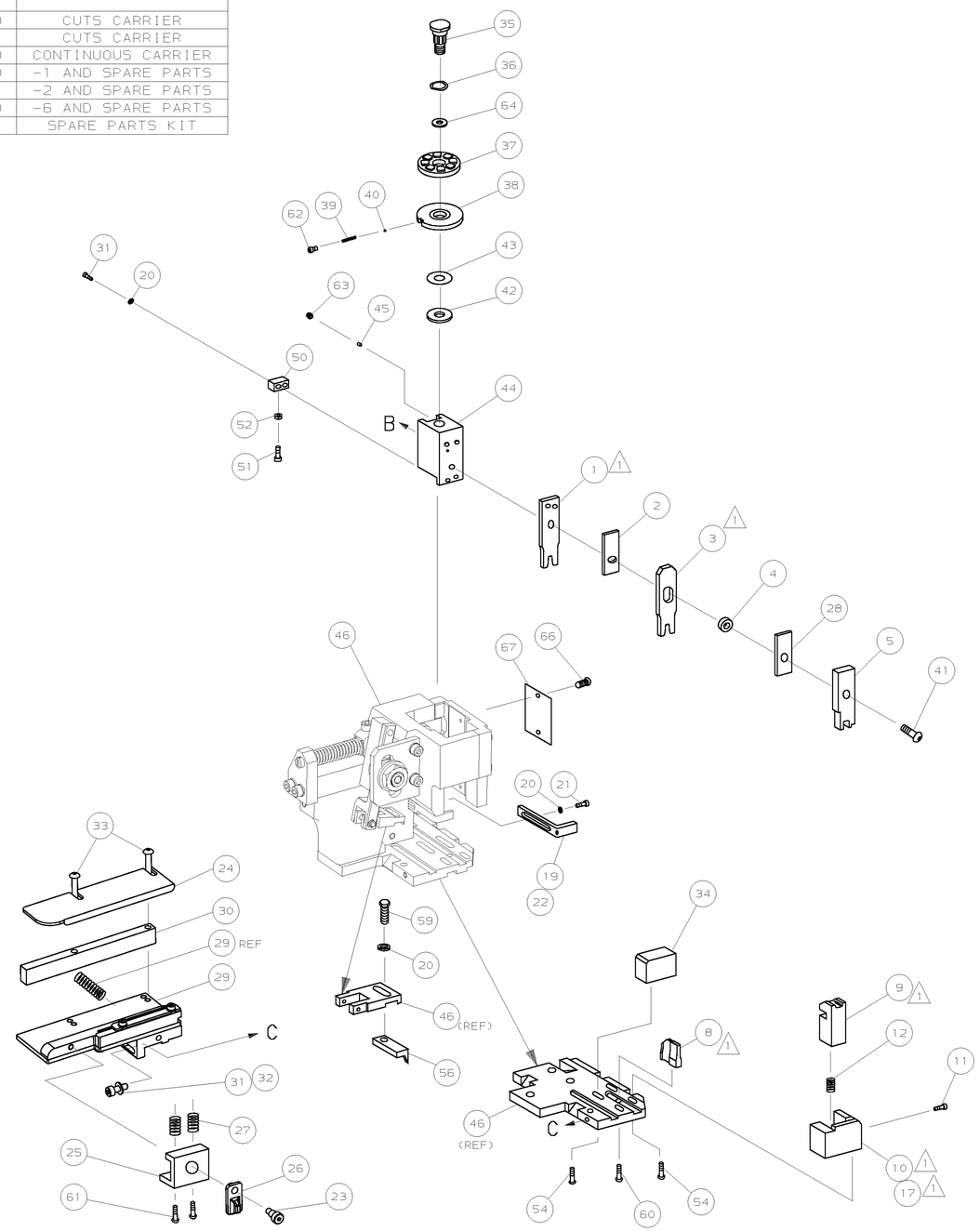

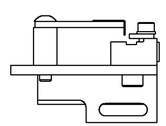

GUIDE OFF INSULATION BARREL

VIEW B ROTATED 180°

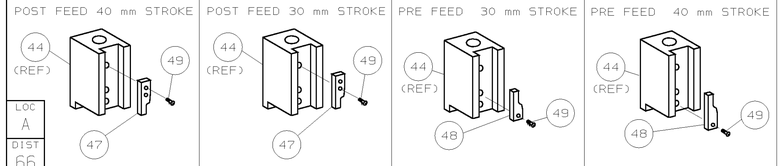

									73
–	1	1	1	1	1	1	1426190	PRINT, APPLICATOR LOG SHEET	72
–	1	1	1	1	1	1	1338705-1	DOCUMENTATION PACKAGE	71
									70
									69
									68
–	1	1	1	1	1	1	461264-1	PLATE, IDENTIFICATION	67
–	2	2	2	2	2	2	21017-2	SCR,DRIVE(#2x.19)ID PLATE	66
									65
–	1	1	1	1	1	1	986950-1	WASHER, FLAT PRECISION	64
–	1	1	1	1	1	1	3-18031-0	SCR,SKT SET(M6X6)RAM	63
–	1	1	1	1	1	1	18023-9	SCR,SHC(M4X6)INS DISC	62
–	2	2	2	2	2	2	1-18024-5	SCR,BHC(M5X25)DRAG	61
–	1	1	1	1	1	1	18024-7	SCR,BHC(M4X10)ANVIL	60
–	1	1	1	1	1	1	5-18022-2	SCR,HEX(M4X8)FEED FINGER	59
									58
									57
–	1	1	1	1	1	1	1338685-1	PAWL, FEED	56
									55
–	4	4	4	4	4	4	18024-8	SCR,BHC(M4x12)SHEAR HOLDER	54
									53
–	1	1	1	1	1	1	18030-1	NUT,HEX(M3)HOLD DOWN	52
–	1	1	1	1	1	1	811242-5	BUMPER, HOLDDOWN	51
–	1	1	1	1	1	1	690753-2	SPACER, TONKER	50
–	1	1	1	1	1	1	18024-3	SCR,BHC(M3X10)CAM	49
–	–	1	–	–	1	–	1338675-1	CAM, PRE FEED 30 & 40 mm ST	48
–	1	–	1	1	–	1	1338676-1	CAM, POST FEED 30 & 40 mm ST	47
–	1	1	1	1	1	1	1320999-3	APPLICATOR BASIC SUBASSY	46
–	1	1	1	1	1	1	690191-1	PLUG, NYLON	45
–	1	1	1	1	1	1	1338660-1	RAM	44
–	1	1	1	1	1	1	690125-1	WASHER, LAMINATED	43
–	1	1	1	1	1	1	690124-1	WASHER, RAM	42
–	1	1	1	1	1	1	2-18024-6	SCR,BHC(M8X25)RAM	41
–	1	1	1	1	1	1	23241-1	BALL, STEEL	40
–	1	1	1	1	1	1	2-22278-7	SPRING, COMPRESSION	39
–	1	1	1	1	1	1	1320922-1	DISC, INSULATION	38
–	1	1	1	1	1	1	354777-1	WIRE DISC, PLASTIC	37
–	1	1	1	1	1	1	22480-5	WASHER, SPRING	36
–	1	1	1	1	1	1	690212-1	POST, RAM	35
–	1	1	1	1	1	1	1320934-1	SUPPORT, TERMINAL	34
–	2	2	2	2	2	2	1-18024-0	SCR,BHC(M4X20)STRIP GUIDE	33
–	1	1	1	1	1	1	18027-2	WASHER, FLAT(M4)	32
–	3	3	3	3	3	3	1-18023-2	SCR,SKT CAP(M4X12)MOUNT BLOCK	31
–	1	1	1	1	1	1	1320908-1	SPACER, STRIP GUIDE	30
–	1	1	1	1	1	1	1633073-1	STRIP GUIDE PLATE ASSY	29
–	1	1	1	1	1	1	1-455888-1	SPACER, FRONT SHEAR DEP	28
–	2	2	2	2	2	2	1-22284-0	SPRING, DRAG	27
–	1	1	1	1	1	1	356835-1	LEVER, DRAG RELEASE	26
–	1	1	1	1	1	1	240792-1	DRAG, TERMINAL	25
–	1	1	1	1	1	1	1320928-1	PLATE, STRIP GUIDE	24
–	1	1	1	1	1	1	980371-4	SCR,SHC SHLD	23
–	1	–	1	1	–	1	690472-2	STRIPPER	22
–	1	1	1	1	1	1	1-18023-1	SCR,SHC(M4X10)STRIPPER	21
–	4	4	4	4	4	4	18025-2	WASHER,LOCK(M4)STRIPPER	20
–	–	1	–	–	1	–	690472-1	STRIPPER	19
									18
–	1	–	–	1	–	–	1338684-1	HOLDER, SHEAR, FRONT (NO-CUT)	17
									16
									15
									14
									13
–	1	1	1	1	1	1	5-22280-0	SPRING, SHEAR	12
–	1	1	1	1	1	1	356885-4	STOP, SHEAR	11
–	–	1	1	–	1	1	1320921-1	HOLDER, SHEAR, FRONT (CUT)	10
–	1	1	1	1	1	1	454276-1	SHEAR, FLOAT (FRONT)	9
1	2	2	2	1	1	1	2-1333205-4	ANVIL	8
									7
									6
–	1	1	1	1	1	1	1-455889-4	DEPRESSOR, SHEAR (FRONT)	5
–	1	1	1	1	1	1	238011-7	SPACER, BLOCK CRIMPER	4
1	2	2	2	1	1	1	5-683453-1	CRIMPER, INSULATION	3
–	1	1	1	1	1	1	455888-5	SPACER, CRIMPER	2
1	2	2	2	1	1	1	3-456406-0	CRIMPER, WIRE	1
	-77	-76	-72	-71	-6	-2	-1	PART NO	DESCRIPTION	ITEM NO

← REVISION OF EACH ASSY NO (WHEN BLANK, USE DWG REVISION)

QTY REQD PER ASSY — PARTS LIST

C	0150-0782-03	RK	JUL03
B	0150-0478-03	BH	MAY03
A	SEE ECN 015A-0414-01	MC	MAY01
P F	LTR	REVISION RECORD	APP	DATE

DIMENSIONS: mm [INCHES]
DO NOT SCALE PRINT.
TOLERANCES UNLESS OTHERWISE SPECIFIED:
1 PLC DEC ±0.5 [.02 IN]
2 PLC DEC ±-
3 PLC DEC ±-
ANGLES ± -
SURF TEXTURE, √
REMOVE BURRS, BREAK SHARP EDGES R0.38 MAX

MATL – HT TR – FIN –

DR 11APR01 M.CLIFFORD APP 11APR01 F.BACKHURST
CHK – REL 18-05-01 M.CLIFFORD

AMP Incorporated Harrisburg, PA 17105-3608

NAME SIDE FEED HD-I APPLICATOR MACHINE REF HD-I APPL

SCALE – D DWG NO 1426190 SHEET 1 OF 1 REV C

CAGE CODE 00779 CUSTOMER AND ASSEMBLY DRAWING RESTRICTED TO –

THIS DRAWING IS A CONTROLLED DOCUMENT.

THIS DRAWING IS UNPUBLISHED. © COPYRIGHT 2000 BY AMP INCORPORATED. ALL RIGHTS RESERVED. RELEASED FOR PUBLICATION: .2000 .

LAYOUT L1426190

SET UP GAGE 458637-3

LOC A DIST 66