




APPLICABLE STANDARD						
RATING	OPERATING TEMPERATURE RANGE	-55 °C TO +85 °C ⁽¹⁾		STORAGE TEMPERATURE RANGE	-10 °C TO +60 °C ⁽²⁾	
	VOLTAGE	125 V AC	INSIDE 2 ROWS 250V AC	OPERATING HUMIDITY RANGE	40 % TO 80 %	
	CURRENT	0.5 A	INSIDE 2 ROWS 1A	STORAGE HUMIDITY RANGE	40 % TO 70 % ⁽²⁾	
SPECIFICATIONS						
ITEM	TEST METHOD		REQUIREMENTS		QT	AT
CONSTRUCTION						
GENERAL EXAMINATION	VISUALLY AND BY MEASURING INSTRUMENT.		ACCORDING TO DRAWING.		x	x
MARKING	CONFIRMED VISUALLY.				x	x
ELECTRIC CHARACTERISTICS						
CONTACT RESISTANCE	100 mA (DC OR 1000 Hz).		60 mΩ MAX.		x	—
CONTACT RESISTANCE MILLIVOLT LEVEL METHOD	20 mV MAX, 1 mA(DC OR 1000Hz)		60 mΩ MAX.		x	—
INSULATION RESISTANCE	250 V DC.		1000 MΩ MIN.		x	—
VOLTAGE PROOF	300 V AC FOR 1 min.(INSIDE 2 ROW:600 V AC)		NO FLASHOVER OR BREAKDOWN.		x	x
MECHANICAL CHARACTERISTICS						
MECHANICAL OPERATION	500 TIMES INSERTIONS AND EXTRACTIONS.		① CONTACT RESISTANCE: 70 mΩ MAX. ② NO DAMAGE, CRACK AND LOOSENESS OF PARTS.		x	—
VIBRATION	FREQUENCY 10 TO 55 Hz, AMPLITUDE : 1.5 mm, AT 2 h FOR 3 DIRECTION.		① NO ELECTRICAL DISCONTINUITY OF 1 μs. ② NO DAMAGE, CRACK AND LOOSENESS OF PARTS.		x	—
SHOCK	490 m/s ² , DURATION OF PULSE 11 ms AT 3 TIMES FOR 3 DIRECTIONS.				x	—
ENVIRONMENTAL CHARACTERISTICS						
DAMP HEAT (STEADY STATE)	EXPOSED AT 40±2 °C, 90 ~ 95 %, 96 h.		①CONTACT RESISTANCE: 70 mΩ MAX. ②INSULATION RESISTANCE: 1000 MΩ MIN.		x	—
RAPID CHANGE OF TEMPERATURE	TEMPERATURE-55→+15~+35→+85→+15~+35°C TIME 30 → 10~15 → 30 → 10~15 min UNDER 5 CYCLES.		③NO DAMAGE, CRACK AND LOOSENESS OF PARTS.		x	—
CORROSION SALT MIST	EXPOSED IN 5 % SALT WATER SPRAY FOR 48 h.		①CONTACT RESISTANCE: 70 mΩ MAX. ②NO HEAVY CORROSION.		x	—
SULPHUR DIOXIDE	EXPOSED IN 10 PPM FOR 96 h. (TEST STANDARD: JEIDA-39)				x	—
RESISTANCE TO SOLDERING HEAT	1) SOLDER BATH:SOLDER TEMPERATURE, 260±5°C FOR IMMERSION,DURATION,10±1s. 2) SOLDERING IRONS : 360°C FOR 5 s.		NO DEFORMATION OF CASE OF EXCESSIVE LOOSENESS OF THE TERMINAL.		x	—
SOLDRABILITY	SOLDERED AT SOLDER TEMPERATURE 240±3°C FOR IMMERSION DURATION, 2s.		A NEW UNIFORM COATING OF SOLDER SHALL OVER A MINIMUM OF 95 % OF THE SURFACE BEING IMMersed.		x	—
	COUNT	DESCRIPTION OF REVISIONS	DESIGNED	CHECKED	DATE	
						
REMARK ⁽¹⁾ TEMPERATURE RISE INCLUDED WHEN ENERGIZED. ⁽²⁾ THIS STORAGE INDICATES A LONG-TERM STORAGE STATE FOR THE UNUSED PRODUCT BEFORE THE BOARD MOUNTED.			APPROVED	HS. OKAWA	11. 01. 25	
			CHECKED	HT. YAMAGUCHI	11. 01. 25	
			DESIGNED	YJ. ASAO	11. 01. 24	
Unless otherwise specified, refer to MIL-STD-1344.			DRAWN	YJ. ASAO	11. 01. 24	
Note QT:Qualification Test AT:Assurance Test X:Applicable Test			DRAWING NO.		ELC4-082147-21	
	SPECIFICATION SHEET		PART NO.	FX1-144P-1. 27DSA (71)		
	HIROSE ELECTRIC CO., LTD.		CODE NO.	CL571-0303-0-71		1/1