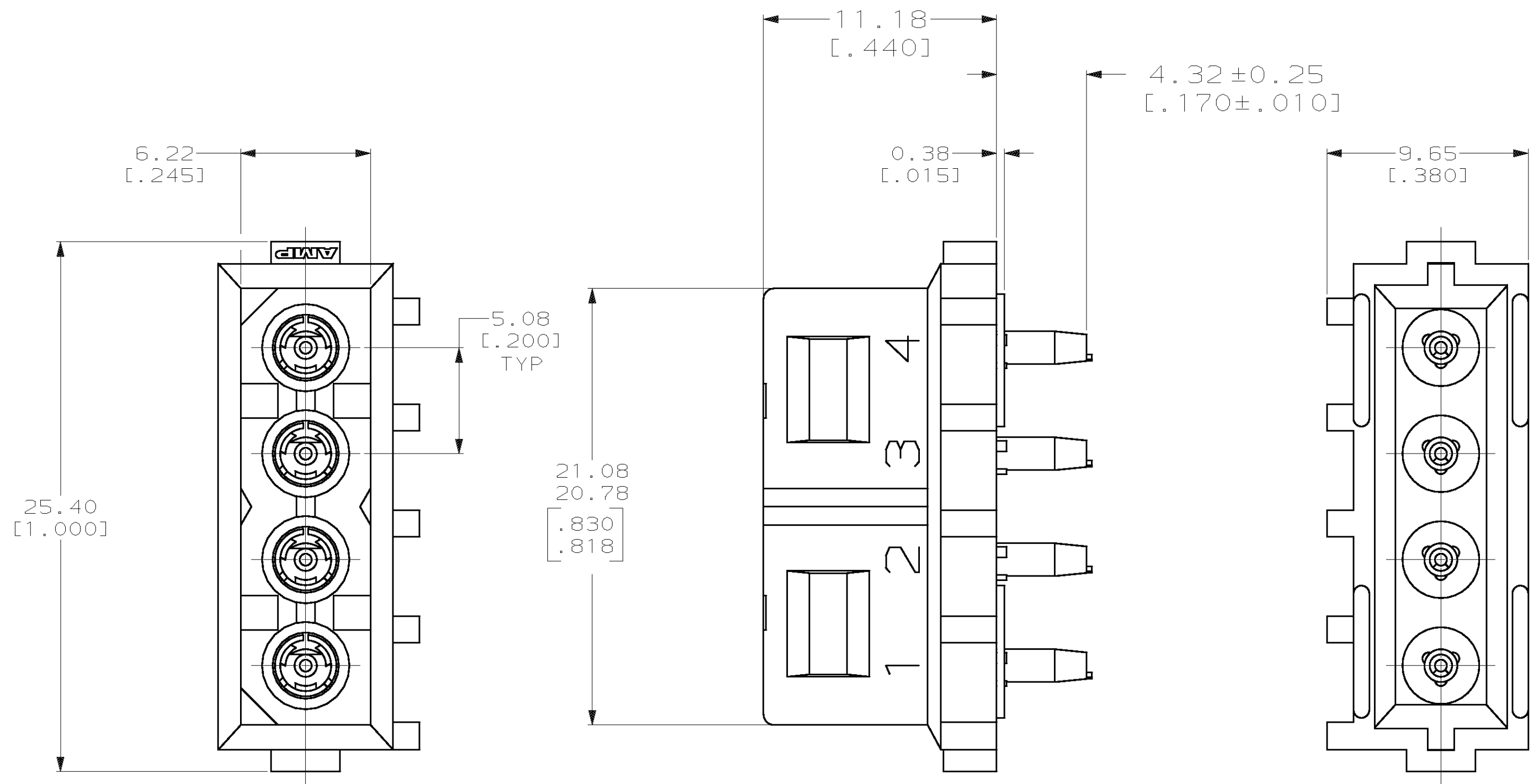
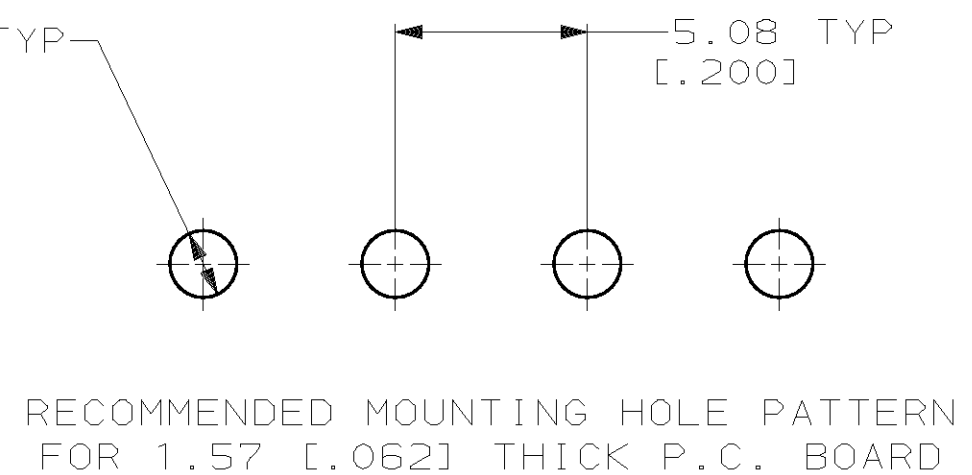
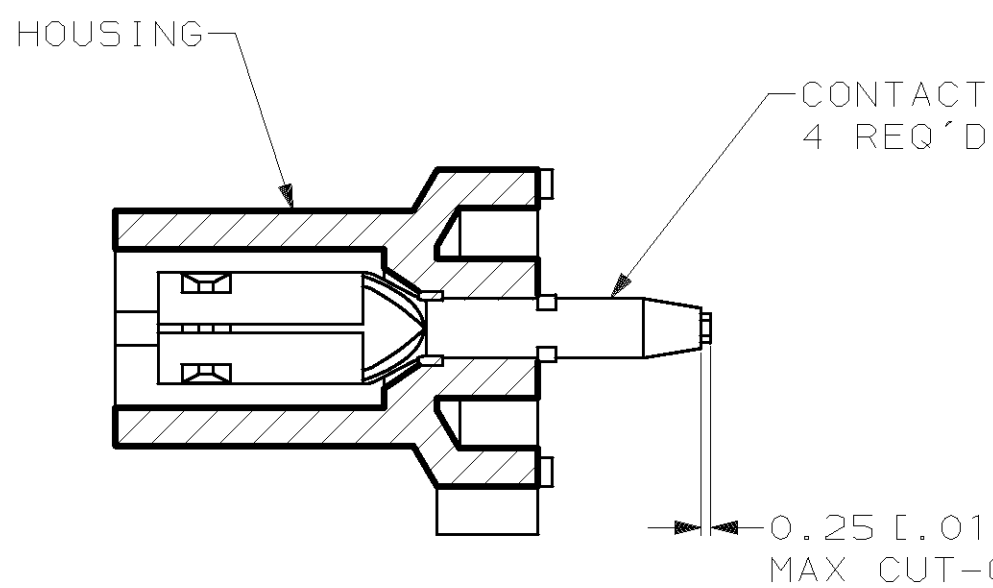
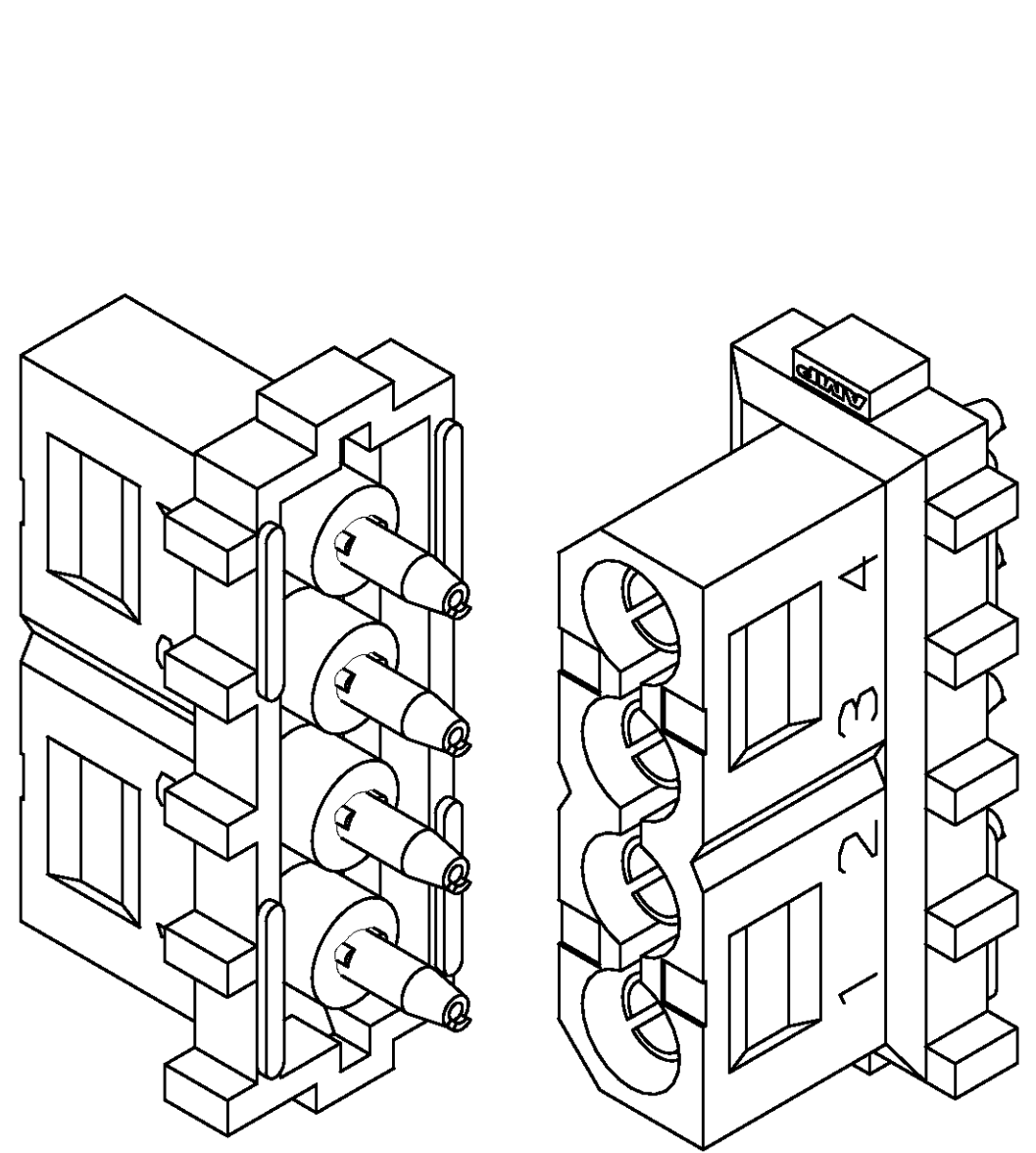


| LOC | | DIST | | REVISIONS | | | | DATE | APPD |
|------|-----|-------------|------|-----------|------------|--------------|--------|----------|------|
| ZONE | LTR | DESCRIPTION | DATE | APPD | | | | | |
| CM | 53 | | | A | REV PER EC | 0L30-0114-97 | 6-6-97 | JH RS | |



- PARTS COMPLY WITH AMP SOLDERABILITY SPEC. 109-11-5.
- DIMENSIONS IN BRACKETS ARE IN INCHES.



METRIC

THIS DRAWING IS A CONTROLLED DOCUMENT FOR AMP INCORPORATED. IT IS SUBJECT TO CHANGE AND THE CONTROLLING ENGINEERING ORGANIZATION SHOULD BE CONTACTED FOR THE LATEST REVISION.

| | | |
|--|---|---|
| 0.251 [.0099] THK PH BRZ, PRE-TIN | NYLON UL94V-2, NATURAL | 794285-1 |
| CONTACT MATERIAL & FINISH | HOUSING MATERIAL & COLOR | PART NO |
| DO NOT SCALE PRINT. UNLESS SPECIFIED DIMENSIONS IN mm [INCHES] TOLERANCES ON : 2 PLC DEC ± - 3 PLC DEC ± 0.13 [.005] ANGLES ± 0°30' | DR 3-06-97 B. LEWIS CHK 3-06-97 R. SWING APPD 3-06-97 C. MARTIN APPD 3-06-97 C. MARTIN | AMP AMP Incorporated Harrisburg, PA 17105-3608 |
| MATERIAL | PRODUCT SPEC | NAME |
| SEE TABLE | - | SOCKET HEADER ASSEMBLY, 4 CIRCUIT, COMMERCIAL MATE-N-LOK™ |
| FINISH | APPLICATION SPEC | SIZE |
| SEE TABLE | - | CAGE CODE |
| | WEIGHT | DRAWING NO |
| | - | C=794285 |
| | SCALE 5:1 | SHEET 1 OF 1 |