

## Device connector, front mounting - SF-7EP1N8AA500 - 1620660

Please be informed that the data shown in this PDF Document is generated from our Online Catalog. Please find the complete data in the user's documentation. Our General Terms of Use for Downloads are valid (<http://phoenixcontact.com/download>)



Device connector, front mounting, angled rotatable, Screw locking, M23, Number of positions: 4+3+PE, Type of contact: Pin, Crimp connection, Axial O-ring, 4x Ø 3.2, shielded: yes, Flange dimensions: 26 mm x 26 mm, Compatible with mating connectors with SPEEDCON or M23 standard knurled nuts

### Why buy this product

- Easy connection, thanks to infinitely adjustable cable outlet direction up to 310°
- Consistent EMC protection for reliable connection solutions in the industrial environment
- Crimping connection: vibration- and temperature-resistant assembly

RoHS

### Key Commercial Data

Packing unit	1 STK
GTIN	
GTIN	4046356840989

### Technical data

#### General

Note	Order information: Order crimp contacts 4 x Ø 1 mm, 4 x Ø 2 mm separately
Type of locking	Screw locking
Coding	N
Contact connection method	Crimp connection
Type of contacts	Pin
Number of positions	8
Contact diameter of power contacts	2 mm
Nominal current per power contact at 25°C	30 A
Contact diameter of signal contacts	1 mm
Nominal current per signal contact at 25°C	9 A
Pg housing screw connection	none
Mounting type	4x Ø 3.2

# Device connector, front mounting - SF-7EP1N8AA500 - 1620660

## Technical data

### Ambient conditions

Ambient temperature	-40 °C ... 125 °C
Degree of protection	IP67

### Specifications according to DIN EN 61984:2001

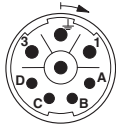
Installation height max.	3000 m
Nominal / operating voltage of power contacts	630 V
Rated surge voltage of power contacts	6 kV
Overvoltage category of power contacts	III
Degree of pollution of power contacts	3
Nominal / operating voltage of signal contacts	250 V
Rated surge voltage of signal contacts	4 kV
Overvoltage category of signal contacts	III
Degree of pollution of signal contacts	3

### Environmental Product Compliance

China RoHS	Environmentally Friendly Use Period = 50
	For details about hazardous substances go to tab "Downloads", Category "Manufacturer's declaration"

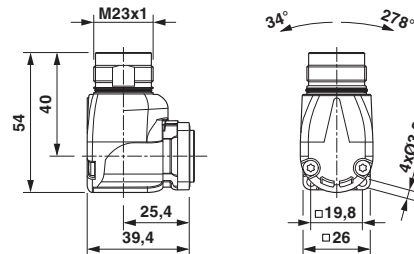
## Drawings

Schematic diagram



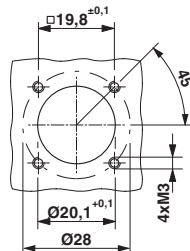
Connector pin assignment

Dimensional drawing



Dimensional drawing

Dimensional drawing



Installation dimensions

## Device connector, front mounting - SF-7EP1N8AA500 - 1620660

### Approvals

Approvals

---

Approvals


EAC

---

Ex Approvals

---

### Approval details

EAC		B.01742
-----	---	---------

---

Phoenix Contact 2017 © - all rights reserved  
<http://www.phoenixcontact.com>

PHOENIX CONTACT GmbH & Co. KG  
Flachsmarktstr. 8  
32825 Blomberg  
Germany  
Tel. +49 5235 300  
Fax +49 5235 3 41200  
<http://www.phoenixcontact.com>