

QT-Brightek Lamp Series

3mm Infrared Lamp

Part No.: QBEC5120

Product: QBEC5120	Date: May 1, 2015	Page 1 of 7
	Version# 1.0	

Table of Contents

Introduction	3
Electrical / Optical Characteristic (T=25 °C)	4
Absolute Maximum Rating	4
Characteristic Curves.....	5
Ordering Information	6
Revision History	7
Disclaimer	7

Product: QBEC5120	Date: May 1, 2015	Page 2 of 7
	Version# 1.0	

Introduction

Feature:

- Water Clear lens
- Packed in bulk
- 3mm round type thru hole lamp
- AlGaAs/GaAs
- 20 °viewing angle

Description:

These 3mm round type thru hole lamps with 5.8 mm lens height are suitable for infrared applied application

Application:

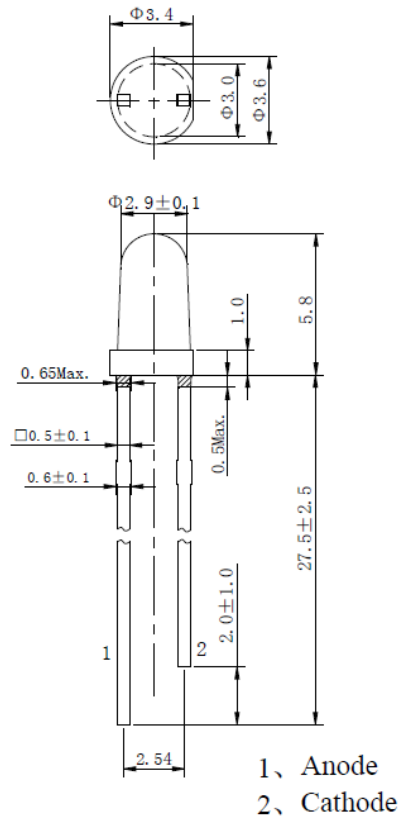
- Infrared applied system
- Optoelectronic switch
- Smoke Detector

Certification & Compliance:

- TS16949
- ISO9001
- RoHS Compliant



Dimension:



Units: mm / tolerance = +/-0.2mm

Product: QBEC5120	Date: May 1, 2015	Page 3 of 7
	Version# 1.0	

Electrical / Optical Characteristic (T=25 °C)

Parameter	Symbol	Output			Units	Test Conditions
		Min	Typ	Max		
Radiant Intensity	IE	30	40	70	mW/sr	I _F =50mA
Peak Wavelength	λ _P	920	940	960	nm	I _F =50mA
Forward Voltage	V _F	-	1.4	1.8	V	I _F =50mA
		-	-	3	V	I _F =0.6A, T _P =10us, T=1ms
Reverse Current	I _R	-	-	10	μA	V _R =5V
Viewing Angle	2 Ø1/2	-	20	-	deg	I _F =50mA

Absolute Maximum Rating

Material	P _d (mW)	I _F (mA)	I _{FP} * (A)	V _R (V)	T _{OP} (°C)	T _{ST} (°C)
AlGaAs/GaAs	150	100	1	5	-40 to + 80	-40 to +85

*Duty 1% @ 1kHz

** Wave Soldering for no more than 5 sec @ 260 °C

Radiant Intensity IE @ IF=50mA

Bin	Min.	Max.	Unit
1	30	35	mW/sr
2	35	50	
3	50	70	

Characteristic Curves

AlGaAs/ GaAs

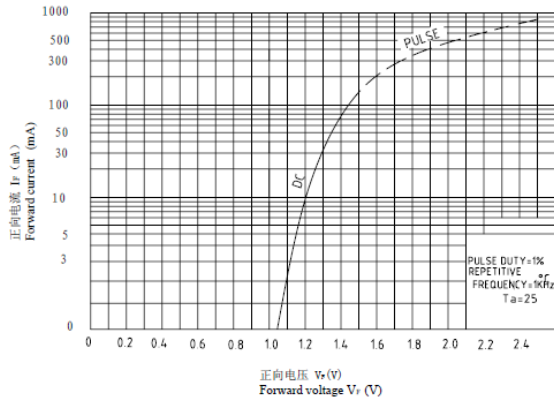


Fig.1 Forward Current vs. Forward Voltage

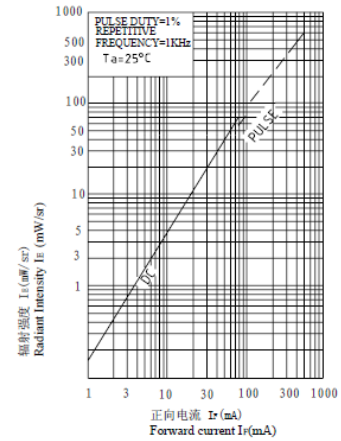


Fig.2 Radiant Intensity vs. Forward Current

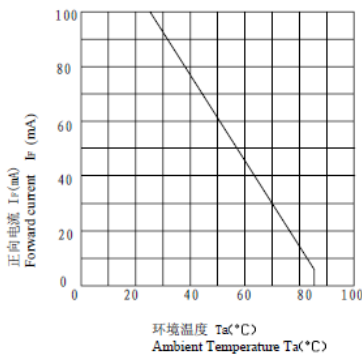


Fig.3 Forward Current vs. Ambient Temperature

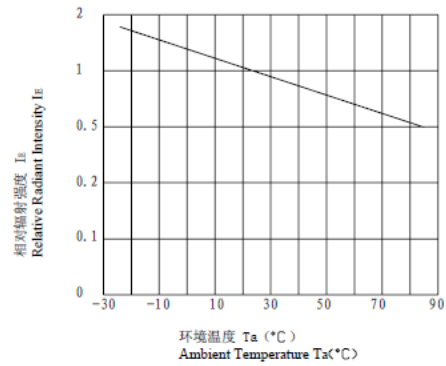


Fig.4 Relative Radiant Intensity vs. Ambient Temperature

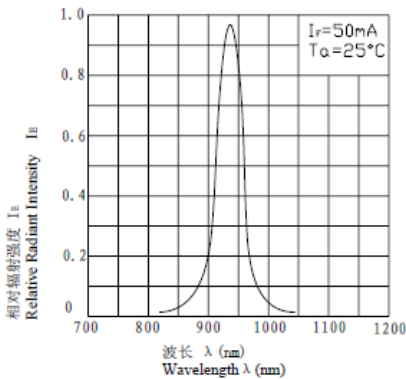


Fig.5 Relative Radiant Intensity vs. Wavelength

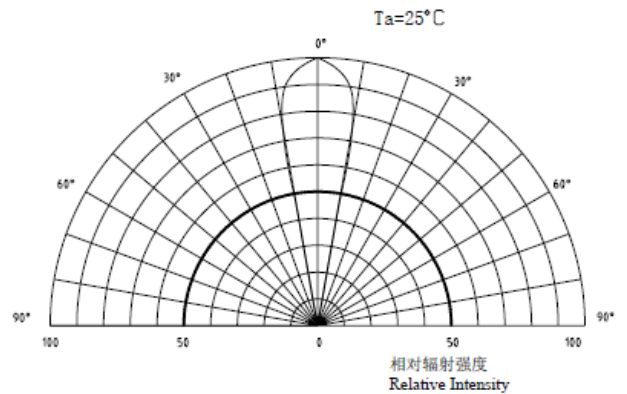


Fig.6 Relative Radiant Intensity vs. Angular Displacement

Ordering Information

Part #	Orderable Part #	Spec Range	Quantity per bag
QBEC5120	QBEC5120	IE =40 Typ. mW/sr $\lambda_p=940$ Typ. nm	500

Revision History

Description:	Revision #	Revision Date
New Release of QBEC5120	V1.0	05/01/2015

Disclaimer

QT-BRIGHTTEK reserves the right to make changes without further notice to any products herein to improve reliability, function or design. QT-BRIGHTTEK does not assume any liability arising out of the application or use of any product or circuit described herein; neither does it convey any license under its patent rights, nor the rights of others.

Life Support Policy

QT-BRIGHTTEK's products are not authorized for use as critical components in life support devices or systems without the express written approval of QT-BRIGHTTEK. As used herein:

1. Life support devices or systems are devices or systems which, (a) are intended for surgical implant into the body, or (b) support or sustain life, and (c) whose failure to perform when properly used in accordance with instructions for use provided in the labeling, can be reasonably expected to result in a significant injury of the user.
2. A critical component in any component of a life support device or system whose failure to perform can be reasonably expected to cause the failure of the life support device or system, or to affect its safety or effectiveness.