

Features

- Multiturn / Cermet / Industrial / Sealed
- Space saver: 0.100" x 0.150" x 0.500"
- ± 100 ppm/ $^{\circ}$ C temperature coefficient over entire temperature and resistance ranges
- Available with or without standoffs
- For trimmer applications/processing guidelines, [click here](#)

3082 - 1/2" Rectangular Trimpot® Trimming Potentiometer

Electrical Characteristics

Standard Resistance Range	10 to 2 megohms (see standard resistance table)
Resistance Tolerance	$\pm 10\%$ std.
Absolute Minimum Resistance	1.0 % or 2 ohms max. (whichever is greater)
Contact Resistance Variation	3.0 % or 3 ohms max. (whichever is greater)
Continuity	Maintained for full mechanical range
Adjustability	
Voltage	$\pm 0.05\%$
Resistance	$\pm 0.10\%$
Insulation Resistance	500 vdc 1000 megohms min.
Adjustment Angle	10 turns nom.

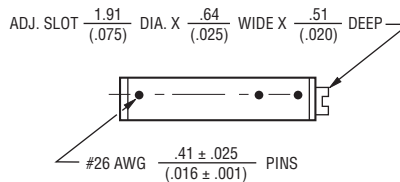
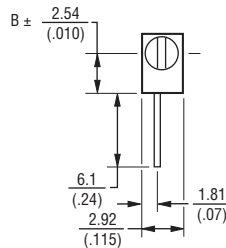
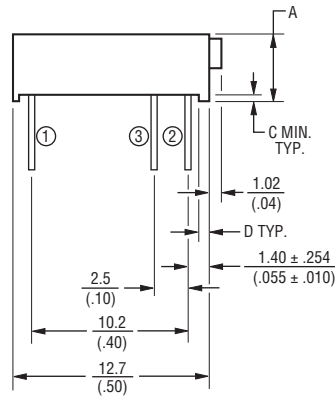
Environmental Characteristics

Power Rating (400 volts max.)	85 $^{\circ}$ C.....0.3 watt
Temperature Range-65 $^{\circ}$ C to +150 $^{\circ}$ C
Temperature Coefficient ± 100 ppm/ $^{\circ}$ C
HumidityMIL-STD-202 Method 106 100 megohms min. insulation resistance after removal from chamber
Vibration30 G (exceeds MIL-R-22097)
Contact Bounce0.1 millisecond max.
Wiper Shift, Max.1.0 % voltage ratio
Shock100 G (exceeds MIL-R-22097)
Contact Bounce0.1 millisecond max.
Wiper Shift, Max.1.0 % voltage ratio
Load Life	... 1,000 hours, 0.3 watt @ 25 $^{\circ}$ C
Resistance Shift, Max. $\pm 2.0\%$
Mechanical Life200 cycles without discontinuity
Dielectric StrengthMIL-R-22097
Room Conditions900 volts AC
80,000 feet400 volts AC

Physical Characteristics

Immersion Leak Test No leaks
Torque2.0 oz-in. max.
Mechanical Adjustments12 turns nom.
Mechanical Stops Wiper idles
Wiper50 % (Actual TR) $\pm 10\%$
Terminals Solderable pins
Weight0.009 oz.
Marking Manufacturer's trademark, resistance code, terminal numbers, date code and manufacturer's model number
Standard Packaging25 pcs. per tube

Product Dimensions



Dimension	3082P-1 (Without Standoffs)	3082P-45 (With Standoffs)
A	3.8 (.15)	4.3 (.17)
B	2.74 (.108)	3.3 (.130)
C	None	.381 (.015)
D	None	.51 (.020)

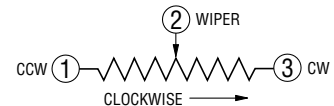
Standard Resistance Table

Resistance (Ohms)	Resistance Code
10	100
20	200
50	500
100	101
200	201
500	501
1,000	102
2,000	202
5,000	502
10,000	103
20,000	203
50,000	503
100,000	104
200,000	204
500,000	504
750,000	754
1,000,000	105
2,000,000	205

How To Order

3082 P - 1 - 103 LF

Model	_____
Style	_____
Standard or Modified	_____
Product Indicator	_____
-1 = Standard Product	
-45 = With Standoffs	
Resistance Code	_____
Terminations	_____
LF = 100 % Tin-plated (RoHS compliant)	
Blank = 90 % Tin / 10 % Lead-plated (Standard)	
Consult factory for other available options.	



DIMENSIONS:	MM (INCHES)
TOLERANCES:	.XX \pm .25 \pm .010 .XXX \pm .127 \pm .005
EXCEPT WHERE NOTED	

REV. 11/15

*RoHS Directive 2002/95/EC Jan. 27, 2003 including annex and RoHS Recast 2011/65/EU June 8, 2011.

"Trimpot" is a registered trademark of Bourns, Inc.

Specifications are subject to change without notice.

The device characteristics and parameters in this data sheet can and do vary in different applications and actual device performance may vary over time.

Users should verify actual device performance in their specific applications.