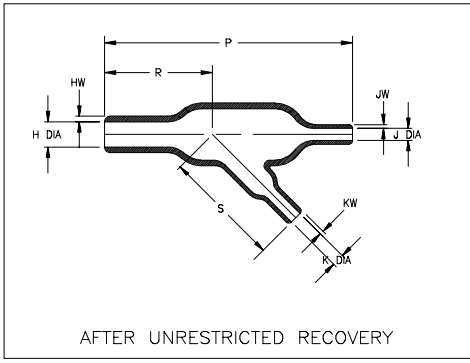
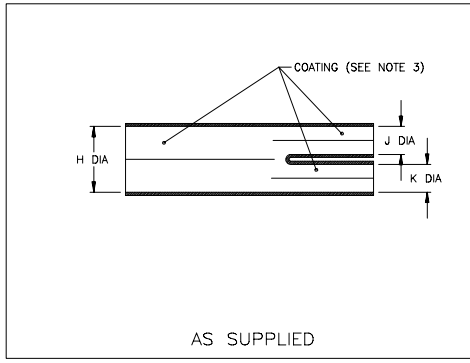


Thermofit<sup>®</sup> Molded Parts  
 Specification Control Drawing  
 Limited Distribution

Part Number : 342A112-X-03  
 Description : Transition, 45°

NOTES

- All dimensions are in  $\frac{\text{inches}}{\text{[millimeters]}}$
- Dimensions appearing in table are as follows:  
 a - As Supplied  
 b - After Unrestricted Recovery
- Coating is optional. As supplied dimensions appearing in table are for uncoated parts. When coating is added, entry diameters will be reduced by .06 max.
- Molding ports are required. Molding ports will be located as shown.



PART NUMBER	H		J & K		P	R	S	HW	JW & KW
	Min	Max	Min	Max					
	a	b	a	b	$\pm 10\%$ b	$\pm 10\%$ b	$\pm 10\%$ b	$\pm 20\%$ b	$\pm 20\%$ b
342A112-X-03	.60 [15,2]	.24 [6,1]	.40 [10,2]	.12 [3,0]	1.76 [44,7]	.90 [22,9]	.84 [21,3]	.06 [1,52]	.04 [1,02]

If this document is printed it becomes uncontrolled.  
 Check for the latest revision.



RAYCHEM CORPORATION  
 300 CONSTITUTION DRIVE  
 MENLO PARK, CALIFORNIA 94025

Revision : A  
 Date : 9/16/98

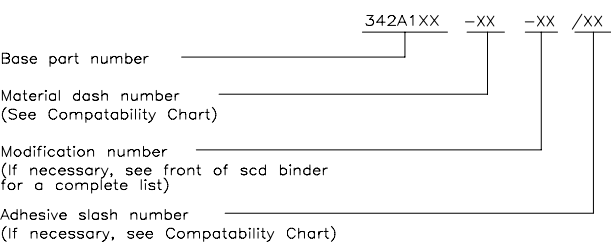
Part Number : 342A112-X-03  
 Description : Transition, 45°

Thermofit<sup>®</sup> Molded Parts  
 Specification Control Drawing  
 Limited Distribution

Part Number : 342A112-X-03  
 Description : Transition, 45°

MATERIAL DASH NO.	MATERIAL DESCRIPTION	RT SPEC	COATING SLASH NO.	COATING S NO.	COATING DESCRIPTION
-3	Polyolefin, Semi-Rigid	RT-301	/42	S-1017	Adhesive
-4	Polyolefin, Flexible	RT-1304	/42	S-1017	Adhesive

ORDERING INFORMATION



THIS DRAWING IS SUBJECT TO CHANGE WITHOUT NOTICE; CONSULT YOUR  
 NEAREST FIELD REPRESENTATIVE FOR CURRENT REVISION



RAYCHEM CORPORATION  
 300 CONSTITUTION DRIVE  
 MENLO PARK, CALIFORNIA 94025

Revision : A  
 Date : 9/16/98

Part Number : 342A112-X-03  
 Description : Transition, 45°