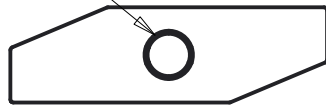


TC-32485-000

SHT 1.1

$\varnothing 0,60 \pm 0,05$



MICBOX COVER

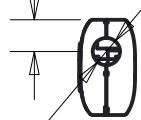
$3.70 \pm 0.15$

$3.60 \pm 0.20$

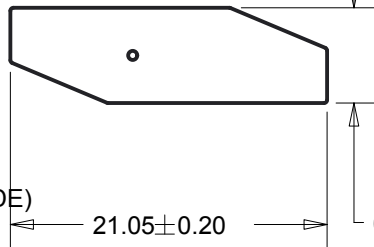


MICBOX CASE

$2.10 \pm 0.15$



$1.80 \pm 0.15$   
(EARPHONE SIDE)

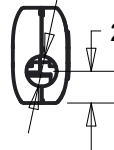


$21.05 \pm 0.20$

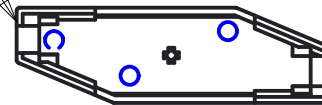
$6.30 \pm 0.20$

$\varnothing 2.00 \pm 0.05$

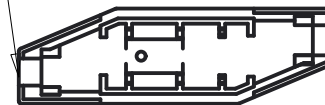
$2.10 \pm 0.15$



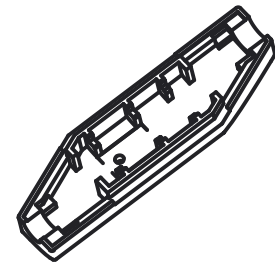
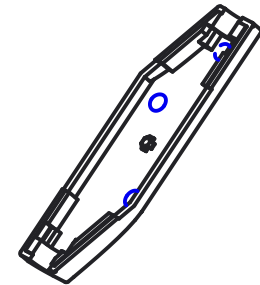
EARPHONE SIDE



COVER



CASE



NOTE:

1. CABLE NOMINAL OD 1.5mm. MAX 2.1mm.

2. SEE SHEET 1.2 FOR ASSEMBLY REFERENCE INSTRUCTIONS.

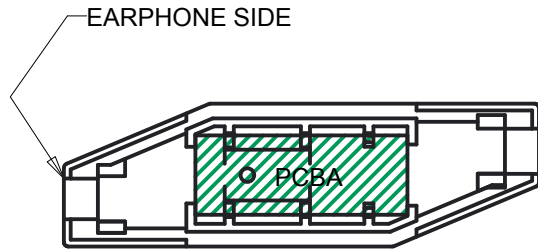
DIMENSIONS IN MILLIMETERS [INCHES]

**KNOWLES ELECTRONICS**  
ITASCA, ILLINOIS U.S.A.

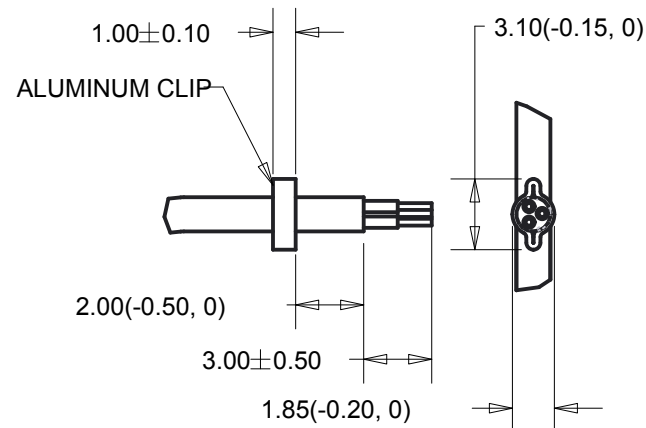
Revision	C.O. #	Implementation Date	RELEASE LEVEL	REVISION
			<b>DESIGN</b>	<b>1</b>
SCALE: <b>2:1</b>			DR. BY	DATE
DO NOT SCALE DRAWING			G.N	4.8.14
TITLE: MICBOX COVER AND CASE			TC-32485-000	---
OUTLINE DRAWING			<b>SHT 1.1</b>	---
			APP. BY	DATE
			---	---

TC-32485-000

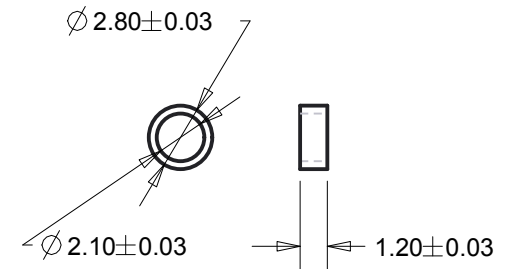
SHT 1.2



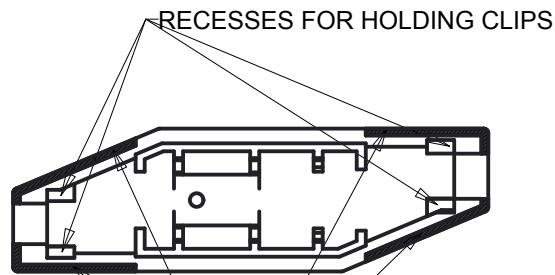
PCBA POSITION  
IN MIC BOX CASE



END OF CABLE



ALUMINUM CLIP  
BEFORE CRIMPED



RECESSES FOR HOLDING CLIPS

CEMENT (4 PLACES)

CEMENT AND AL CLIP POSITIONS  
INSIDE OF MICBOX CASE

1. CABLE, CLIP, AND PCBA SHOWN FOR ASSEMBLY REFERENCE ONLY.
2. CONTACT KNOWLES FOR REFERENCE 3D MODEL.
3. ASSEMBLY INSTRUCTIONS
  - a. ASSEMBLE CABLES TO PCB.
  - b. POSITION PCB IN CASE POCKET.
  - c. POSITION CABLE WITH CRIMP CLIPS IN RECESSES SHOWN.
  - d. APPLY CEMENT WHERE INDICATED. SUGGEST LOCTITE 438 CEMENT.
  - e. ASSEMBLE COVER ONTO CASE. COVER, CASE, AND CABLE CLIPS TO BE SECURED BY CEMENT.

DIMENSIONS IN MILLIMETERS [INCHES]

**KNOWLES ELECTRONICS**  
ITASCA, ILLINOIS U.S.A.

Revision	C.O. #	Implementation Date	RELEASE LEVEL	REVISION
			<b>DESIGN</b>	<b>1</b>
SCALE: <b>3:1</b>			DR. BY	DATE
DO NOT SCALE DRAWING			G.N	4.8.14
TITLE: MICBOX ASSEMBLY REFERENCE			TC-32485-000	---
OUTLINE DRAWING			<b>SHT 1.2</b>	---
			APP. BY	DATE
			---	---

TC-32485-000		<b>KNOWLES ELECTRONICS</b>			TC-32485-000	
Sheet <b>4.1</b>		ITASCA, ILLINOIS U.S.A.			Sheet <b>4.1</b>	
Dr.	By G.N	Date 4.8.14	Subject: <b>MICBOX COVER AND CASE</b>		Revision <b>1</b>	
Ch.	---	---			Release Level	
App.	---	---			<b>DESIGN</b>	
COL. 1		2	3		4	
Part or Dwg. no.		Tot. Req.	Nomenclature:		Applicable Specs or Remarks	Item No. / Line No.
TC-129-001		100	MICBOX CASE			1 / 1
TC-234-001		100	MICBOX COVER			2 / 2

--	--	--	--	--	--

<b>REVISION</b>		TC-32485-000 Sheet 4.1
	PROPRIETARY NOTE: THIS DOCUMENT CONTAINS INFORMATION WHICH IS THE PROPRIETARY PROPERTY OF KNOWLES ELECTRONICS, LLC. OR ITS AFFILIATED ENTITIES. IT IS ISSUED IN STRICT CONFIDENCE AND SHALL NOT BE REPRODUCED, COPIED, USED, OR DISCLOSED TO ANY THIRD PARTY PARTIALLY OR WHOLLY IN ANY MANNER WITHOUT PRIOR WRITTEN PERMISSION OF, AND MUST BE RETURNED UPON REQUEST BY, KNOWLES ELECTRONICS, LLC.	

REV D