

## RF Pulse Transformer, 500 KHz - 1 GHz

Rev. V3

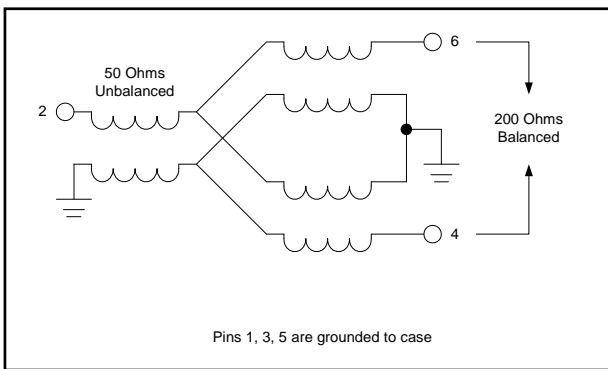
### Features

- 50 Ohms Unbalanced/200 Ohms Balanced
- Fast Rise Time: 0.18 nS
- Low Insertion Loss: 0.4 dB Typical
- MIL-STD-202 Screening Available

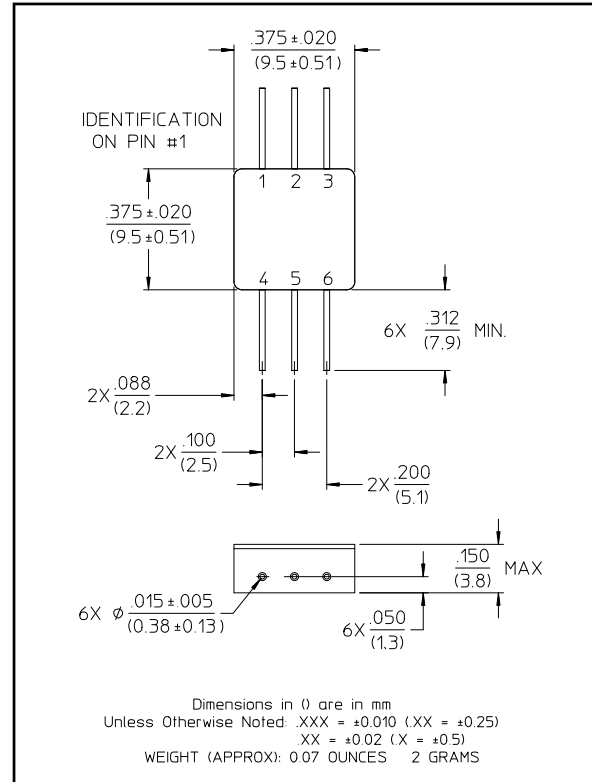
### Description

The transformer coupled balun can provide a wide frequency range. DC isolation from primary coil to secondary coil is also a feature of this device.

### Schematic/Pin Configuration



### FP-1

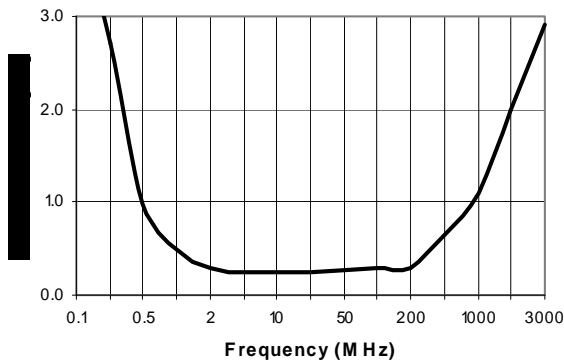


### Electrical Specifications: $T_A = -55^\circ\text{C}$ to $+85^\circ\text{C}$

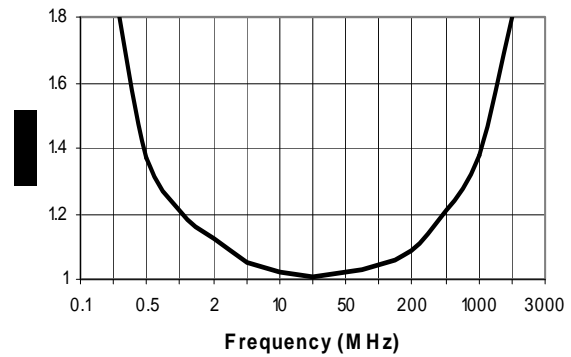
Parameter	Test Conditions	Frequency	Units	Min	Typ	Max
Impedance	Input - 50 Ohms Unbalanced Output - 200 Ohms Balanced	—	—	—	—	—
Insertion Loss	—	10 - 50 MHz	dB	—	—	0.6
VSWR	—	2 - 500 MHz 500 KHz - 1 GHz	Ratio Ratio	— —	— —	1.4:1 2.0:1
Input Power	—	500 KHz - 1 MHz 1 MHz - 5 MHz 5 MHz - 1 GHz	Watts Watts Watts	— — —	— — —	1.0 1.5 3.0
Rise Time	10 - 90%	—	nS	—	0.18	—
Droop (10%)	—	—	nS	—	160	—

## Typical Performance Curves

**Insertion Loss**



**VSWR**



## Ordering Information

Part Number	Package
TP-103 PIN	FP-1