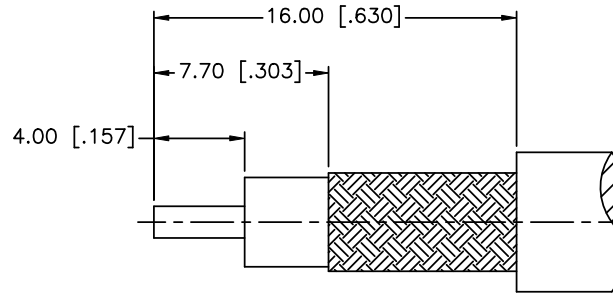


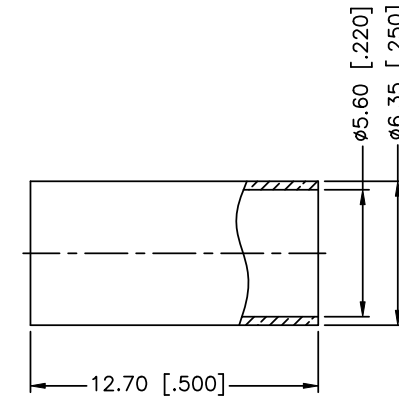
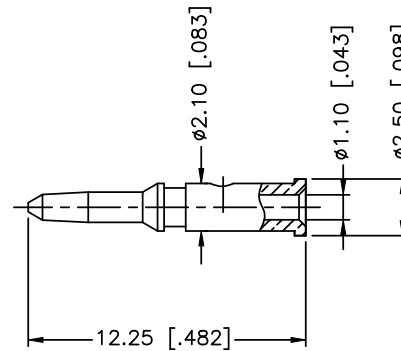
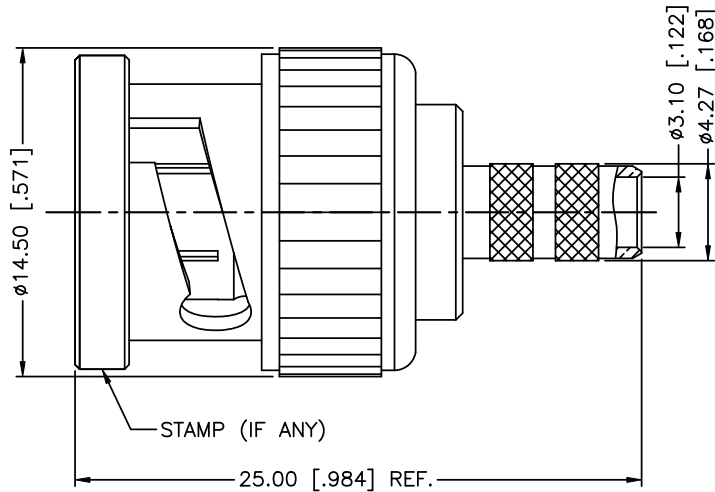
NOTES:

1. ELECTRICAL:
  - A. IMPEDANCE: 50 OHM
  - B. DIELECTRIC WITHSTANDING VOLTAGE: 1500 VRMS. MIN.
2. MECHANICAL:
  - A. DURABILITY: 500 CYCLES MIN.
  - B. TEMPERATURE RANGE: -65°C TO +165°C
3. CRIMPED FERRULE
  - HEX CRIMP SIZE .213"
4. CONTACT PIN TO SOLDER
  - HEX. CRIMP SIZE .068"

REV.	DATE	ECR NO.	DESCRIPTION
NC	04/05/03	XXXXXX	UPDATED DRAWING FORMAT
A	03/19/12	2291	ADDED NOTES



RECOMMENDED  
CABLE STRIPPING DIM'S



9	FERRULE	BRASS	NICKEL	1
8	CONTACT PIN	BRASS	GOLD	1
7	SHELL	ZINC DIE-CAST	NICKEL	1
6	GASKET	RUBBER	RED	1
5	RETAINER RING	BRASS	NICKEL	1
4	SPRING	SK5	NICKEL	1
3	WASHER	BRASS	NICKEL	1
2	INSULATOR	DELTRIN	NATURAL	1
1	BODY	BRASS	NICKEL	1
	DESCRIPTION	MATERIAL	FINISH	QTY

UNLESS OTHERWISE SPECIFIED DIMENSIONS ARE IN MILLIMETERS. DIMENSIONS IN [ ] ARE IN INCHES AND FOR CUSTOMER REFERENCE ONLY.

UNLESS OTHERWISE SPECIFIED TOLERANCES FOR MILLIMETERS ARE:  
 0.5 - 8mm ± 0.20mm  
 8 - 30mm ± 0.40mm  
 30 - 120mm ± 0.50mm

UNLESS OTHERWISE SPECIFIED TOLERANCES FOR INCHES ARE:  
 .020 - .315 = ± 0.007"  
 .315 - 1.180 = ± 0.015"  
 1.180 - 4.724 = ± 0.020"

DO NOT SCALE DRAWING

APPROVALS	DATE
DRAWN T.DENG	03/19/12
CHECKED	
ISSUED	
SHEET 1 OF 1	
CAD FILE	C:/CONNEX/112514.DWG

# Amphenol Connex

PART DESCRIPTION	
BNC CRIMP PLUG (FOR RG-55/U, 142A/U, 223/U, 400/U)	
PART NO. 112514	
DWG. NO. 112514.DWG	REV. A SIZE A SCALE NA