



IB IL TEMP 2 RTD-PAC

Order No.: 2861328

<http://eshop.phoenixcontact.de/phoenix/treeViewClick.do?UID=2861328>

Inline analog input terminal block, complete with accessories (connector and labeling field), 2 inputs, RTD (resistance temperature detector), 2, 3, 4-wire connection method

Commercial data	
GTIN (EAN)	 4 017918 894269
sales group	K412
Pack	1 pcs.
Customs tariff	85389091
Catalog page information	Page 285 (AX-2009)

Product notes

WEEE/RoHS-compliant since:
07/23/2007



<http://www.download.phoenixcontact.com>
Please note that the data given here has been taken from the online catalog. For comprehensive information and data, please refer to the user documentation. The General Terms and Conditions of Use apply to Internet downloads.

Product description

Using these analog input terminals, it is possible to measure signals from conventional thermocouples and resistance thermometers.

The terminals are configured for connection to various types of sensors. The user can configure the different sensor characteristic curves himself via process data. It is thus possible to attain the best possible adaptations in very different applications.

The Inline terminals can be labeled using hinged labeling fields. The fields have insert cards that can be labeled individually to suit the application. Additionally, there is the proven ZBFM-6... Zack strip for labeling the terminal points.

Technical data

General data

Width	12.2 mm
Height	136.8 mm
Depth	71.5 mm
Weight	67 g
Mounting type	DIN rail
Ambient temperature (operation)	-25 °C ... 55 °C
Ambient temperature (storage/transport)	-25 °C ... 85 °C
Permissible humidity (operation)	10 % ... 95 % (according to DIN EN 61131-2)
Permissible humidity (storage/transport)	10 % ... 95 % (according to DIN EN 61131-2)
Air pressure (operation)	70 kPa ... 106 kPa (up to 3000 m above sea level)
Air pressure (storage/transport)	70 kPa ... 106 kPa (up to 3000 m above sea level)
Degree of protection	IP20
Protection class	III, IEC 61140, EN 61140, VDE 0140-1
Test section	7.5 V supply (bus logics)/24 V analog supply (analog I/O) 500 V AC 50 Hz 1 min
	7.5 V supply (bus logics) / functional earth ground 500 V AC 50 Hz 1 min
	24 V analog supply (analog I/O) / functional earth ground 500 V AC 50 Hz 1 min

Interface

Name	Inline local bus
Type of connection	Inline data jumper
Transmission speed	500 kbps
	500 kBit/s
Transmission physics	Copper

Inline potential routing

Communications power U_L	7.5 V DC (via voltage jumper)
Current consumption from U_L	max. 60 mA
	Typ. 43 mA
I/O supply voltage U_{ANA}	24 V DC

Current consumption from U_{ANA}	max. 18 mA
	Typ. 11 mA
Power consumption	Typ. 587 mW
	max. 882 mW

Analog inputs

Number of inputs	2
Input name	Analog RTD inputs
Description of the input	Input for resistive temperature sensors
Type of connection	Spring-cage connection
Connection method	2, 3-conductor
Sensor types (RTD) that can be used	Pt, Ni, Cu, KTY, linear resistors
Linear resistance measuring range	0 Ω ... 400 Ω 0 Ω ... 4 k Ω
Measuring principle	Successive approximation
Measured value representation	16 bits two's complement and other
A/D conversion time	Typ. 120 μ s (per channel)
Resolution A/D	16 bit (15 bit + sign bit)
Process data update	30 ms

Certificates / Approvals



Certification ABS, BV, CUL, CUL Listed, DNV, GL, GOST, LR, UL

Certification Ex: CUL-EX LIS, PxC-EX, UL-EX LIS

Accessories

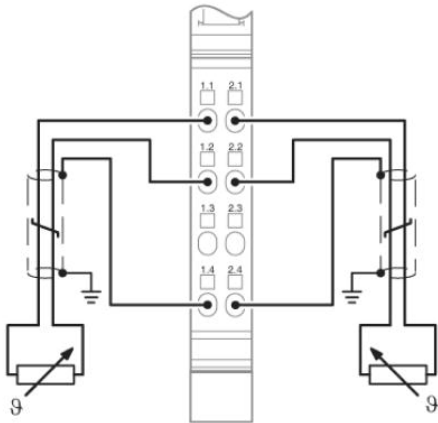
Item	Designation	Description
Marking		
0809492	ESL 62X10	Insert strip for laser printer, lettering field: 62 x 10 mm
2727501	IB IL FIELD 2	Labeling field, width: 12.2 mm

Plug/Adapter

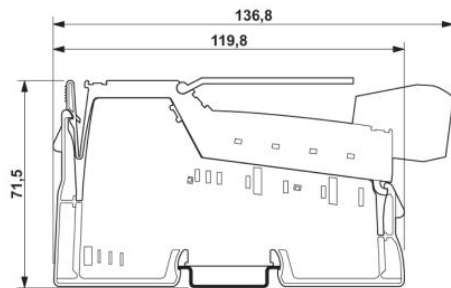
2740245	IB IL SCN 6-SHIELD-TWIN	Inline shield connector
2726353	IB IL SCN-6 SHIELD	Inline shield connector

Diagrams/Drawings

Connection diagram



Dimensioned drawing



Address

PHOENIX CONTACT Deutschland GmbH
Flachmarktstr. 8
32825 Blomberg, Germany
Phone +49 5235 3 12000
Fax +49 5235 3 41200
<http://www.phoenixcontact.de>



© 2011 Phoenix Contact
Technical modifications reserved;