
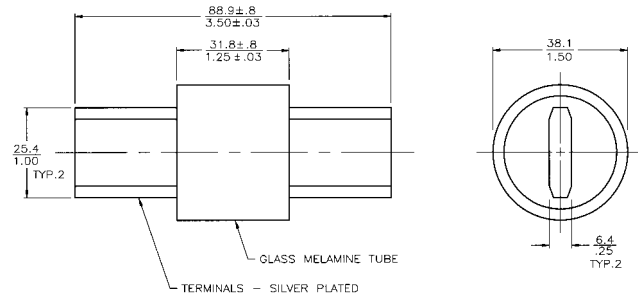


Telpower® DC Power Distribution Fuses
170 Volts, DC, 70-800 Amps

TPH



Dimensional Data



Catalog Symbol: TPH
DC Power Distribution Fuses
Current-Limiting
Ampere Rating: 70 to 800A
Voltage Rating: 170Vdc
Interrupting Rating: 100,000A
Agency Information: **CE**
UL Recognized, Guide JFHR2, File E56412

Catalog Numbers, Carton Quantity and Weight

Catalog Number	Ampere Rating	Carton Qty.	Weight*	
			Lbs.	Kg.
TPH-70	70	1	.55	.25
TPH-80	80	1	.55	.25
TPH-90	90	1	.55	.25
TPH-100	100	1	.55	.25
TPH-125	125	1	.55	.25
TPH-150	150	1	.55	.25
TPH-175	175	1	.55	.25
TPH-200	200	1	.55	.25
TPH-225	225	1	.55	.25
TPH-250	250	1	.55	.25
TPH-300	300	1	.55	.25
TPH-350	350	1	.55	.25
TPH-400	400	1	.55	.25
TPH-450	450	1	.55	.25
TPH-500	500	1	.55	.25
TPH-600	600	1	.55	.25
TPH-800	800	1	.55	.25

*Weight per carton.

General Information:

- Designed specifically for use with the TELPOWER® TPHCS Disconnect Switch series.
- Low watts loss design provides lower operating temperatures.
- Same size as TELPOWER® TPL-C style fuses.
- Spare fuseholder: TPSFH-LC
- TELPOWER® BLUE™ label fuses are specifically designed for dc power distribution systems.
- Minimum I²t short-circuit let-through levels.
- Current-limiting capability.
- Complete system coordination capability.

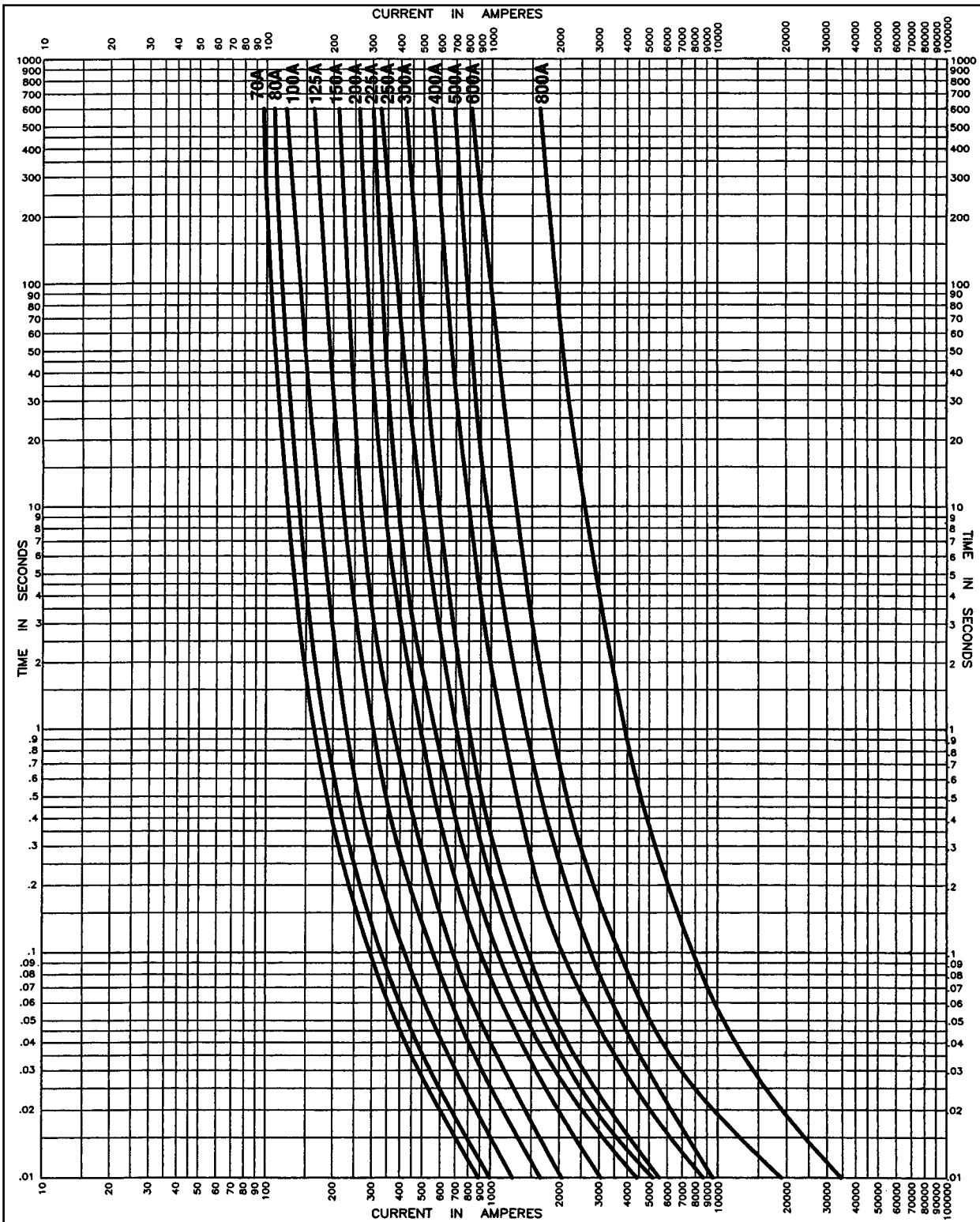
CE CE logo denotes compliance with European Union Low Voltage Directive (50-1000Vac, 75-1500Vdc). Refer to Data Sheet: 8002 or contact Bussmann Application Engineering at 636-527-1270 for more information.

The only controlled copy of this Data Sheet is the electronic read-only version located on the Bussmann Network Drive. All other copies of this document are by definition uncontrolled. This bulletin is intended to clearly present comprehensive product data and provide technical information that will help the end user with design applications. Bussmann reserves the right, without notice, to change design or construction of any products and to discontinue or limit distribution of any products. Bussmann also reserves the right to change or update, without notice, any technical information contained in this bulletin. Once a product has been selected, it should be tested by the user in all possible applications.

Telpower® DC Power Distribution Fuses

170 Volts, DC, 70-800 Amps

TPH



Total Clearing Time - Current Characteristic Curve