

## PCB terminal block - FFKDSA1/H1-7,62 BK - 1928990

Please be informed that the data shown in this PDF Document is generated from our Online Catalog. Please find the complete data in the user's documentation. Our General Terms of Use for Downloads are valid (<http://phoenixcontact.com/download>)

PCB terminal block, Nominal current: 17.5 A, Nom. voltage: 630 V, Pitch: 7.62 mm, Number of positions: 1, Connection method: Spring-cage connection, Mounting: Soldering, Conductor/PCB connection direction: 0 °, Color: black

### Key commercial data

Packing unit	1 pc
Minimum order quantity	50 pc
Weight per Piece (excluding packing)	1.41 GRM
Custom tariff number	85369010
Country of origin	Germany

### Technical data

#### Dimensions

Length	13.6 mm
Pitch	7.62 mm
Pin dimensions	0,5 x 1 mm
Hole diameter	1.3 mm

#### General

Range of articles	FFKDS(A)/H1
Rated surge voltage (III/3)	6 kV
Rated surge voltage (III/2)	6 kV
Rated surge voltage (II/2)	6 kV
Rated voltage (III/3)	400 V
Rated voltage (III/2)	630 V
Rated voltage (II/2)	1000 V
Connection in acc. with standard	EN-VDE
Nominal current $I_N$	17.5 A
Nominal cross section	1.5 mm <sup>2</sup>
Solder pin surface	Sn
Stripping length	10 mm
Number of positions	1

#### Connection data

Conductor cross section AWG/kcmil min.	24
Conductor cross section AWG/kcmil max	16

# PCB terminal block - FFKDSA1/H1-7,62 BK - 1928990

## Technical data

### Connection data

Minimum AWG according to UL/CUL	22
Maximum AWG according to UL/CUL	16

## Classifications

### eCl@ss

eCl@ss 4.0	27141109
eCl@ss 4.1	27141109
eCl@ss 5.0	27141190
eCl@ss 5.1	27141190
eCl@ss 6.0	27261101
eCl@ss 7.0	27440401
eCl@ss 8.0	27440401

### ETIM

ETIM 3.0	EC001121
ETIM 4.0	EC002643
ETIM 5.0	EC002643

### UNSPSC

UNSPSC 6.01	30211801
UNSPSC 7.0901	39121432
UNSPSC 11	39121432
UNSPSC 12.01	39121432
UNSPSC 13.2	39121432

## Approvals

### Approvals

---

#### Approvals

UL Recognized / KEMA-KEUR / cUL Recognized / CCA / GOST / CCA / IECCE CB Scheme / GOST / cULus Recognized

---

#### Ex Approvals


---

#### Approvals submitted


# PCB terminal block - FFKDSA1/H1-7,62 BK - 1928990

## Approvals


### Approval details

UL Recognized 

	B	D
mm <sup>2</sup> /AWG/kcmil	22-16	22-16
Nominal current I <sub>N</sub>	10 A	10 A
Nominal voltage U <sub>N</sub>	300 V	300 V

KEMA-KEUR 

mm <sup>2</sup> /AWG/kcmil	1.5
Nominal voltage U <sub>N</sub>	400 V

cUL Recognized 

	B	D
mm <sup>2</sup> /AWG/kcmil	22-16	22-16
Nominal current I <sub>N</sub>	10 A	10 A
Nominal voltage U <sub>N</sub>	300 V	300 V

CCA

mm <sup>2</sup> /AWG/kcmil	1.5
Nominal voltage U <sub>N</sub>	400 V


GOST 

CCA


mm <sup>2</sup> /AWG/kcmil	1.5
Nominal voltage U <sub>N</sub>	400 V

## PCB terminal block - FFKDSA1/H1-7,62 BK - 1928990

### Approvals

IECEE CB Scheme 	
mm <sup>2</sup> /AWG/kcmil	1.5
Nominal voltage UN	400 V

GOST 	
--	--

cULus Recognized 	
--	--