

Single relay - REL-IR/L- 24AC/2X21 - 2834054

Please be informed that the data shown in this PDF Document is generated from our Online Catalog. Please find the complete data in the user's documentation. Our General Terms of Use for Downloads are valid (<http://phoenixcontact.com/download>)



Plug-in industrial relay with power contacts, 2 PDTs, test button, status LED, mechanical switch setting display, input voltage: 24 V AC


The figure shows version: REL-IR/L-230AC/2X21

Why buy this product

- With detectable manual operation
- Integrated status LED
- Mechanical switch position indicator
- DC types with integrated freewheeling diode



Key Commercial Data

Packing unit	10 STK
GTIN	 4 017918 941642
GTIN	4017918941642

Technical data

Dimensions

Width	21.5 mm
Height	28 mm
Depth	36 mm

Ambient conditions

Ambient temperature (operation)	-55 °C ... 70 °C
Ambient temperature (storage/transport)	-55 °C ... 70 °C

Coil side

Nominal input voltage U_N	24 V AC
Mains frequency	50/60 Hz
Typical input current at U_N	54 mA (at 50 Hz)

Single relay - REL-IR/L- 24AC/2X21 - 2834054

Technical data

Coil side

	46 mA (At 60 Hz)
Typical response time	4 ms ... 10 ms (AC, depending on phase relation)
Typical release time range	3 ms ... 12 ms (AC, depending on phase relation)
Coil resistance	180 Ω ±15 % (at 20 °C)
Power dissipation for nominal condition	1.3 W

Contact side

Contact type	2 PDT
Type of switch contact	Single contact
Contact material	Ag
Maximum switching voltage	250 V AC/DC
Minimum switching voltage	5 V
Min. switching current	1 mA
Maximum inrush current	20 A (15 ms)
Limiting continuous current	10 A
Interrupting rating (ohmic load) max.	2500 VA (for 250 V AC)

General

Test voltage relay winding/relay contact	2 kV AC (50 Hz, 1 min.)
Test voltage relay contact/relay contact	2 kV AC (50 Hz, 1 min.)
Operating mode	100% operating factor
Degree of protection	RT I
Mechanical service life	5x 10 ⁷ cycles
Mounting position	any
Assembly instructions	On relay base PR2

Connection data input side

Connection name	Coil side
Connection method	Plug / solder connection

Connection data output side

Connection name	Contact side
Connection method	Plug / solder connection

Standards and Regulations

Standards/regulations	DIN EN 61810-1
	VDE 0435-201
	EN 50178
Degree of pollution	3
Overvoltage category	II

Environmental Product Compliance

China RoHS	Environmentally friendly use period: unlimited = EFUP-e
------------	---

Single relay - REL-IR/L- 24AC/2X21 - 2834054

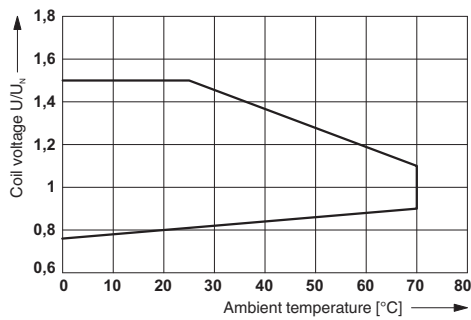
Technical data

Environmental Product Compliance

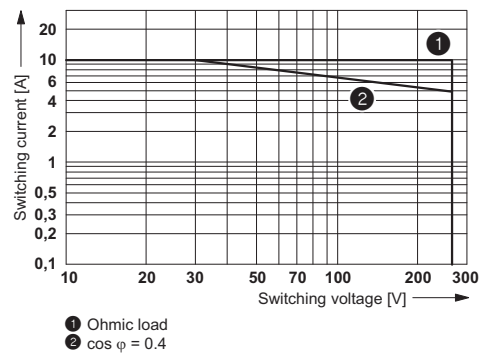
	No hazardous substances above threshold values
--	--

Drawings

Diagram

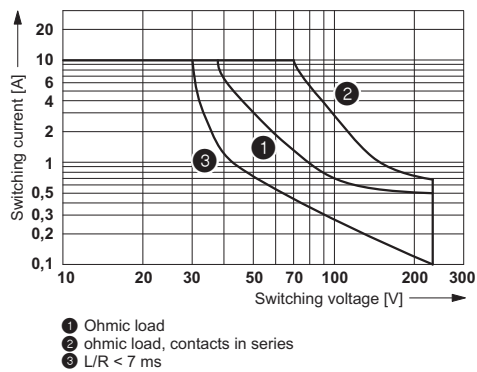


Diagram



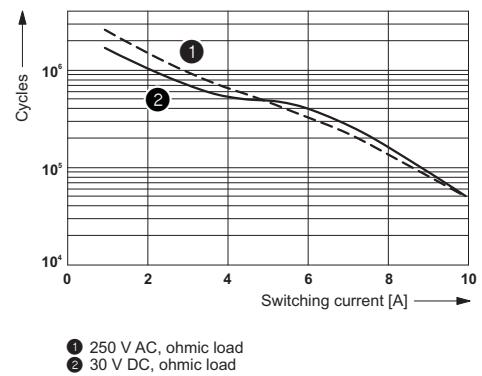
Operating voltage range

Diagram



AC interrupting rating

Diagram

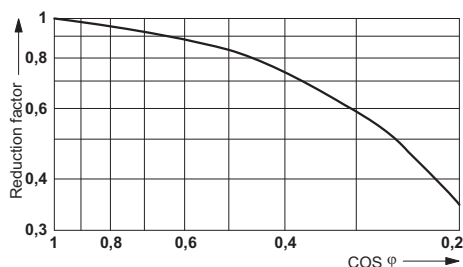


DC interrupting rating

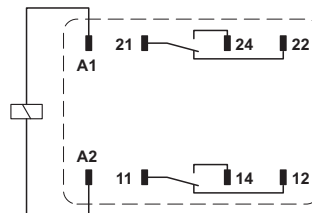
Electrical service life

Single relay - REL-IR/L- 24AC/2X21 - 2834054

Diagram



Circuit diagram



Shown without LED and damping diode.
 Contacts 21, 22, 24 are led onto relay base connections 41, 42, 44.

Service life reduction factor

Approvals

Approvals

Approvals

UL Listed / VDE Gutachten mit Fertigungsüberwachung / cUL Listed / EAC / cULus Listed

Ex Approvals

Approval details

UL Listed		http://database.ul.com/cgi-bin/XYV/template/LISEXT/1FRAME/index.htm	FILE E 172140
-----------	--	---	---------------

VDE Gutachten mit Fertigungsüberwachung		http://www2.vde.com/de/Institut/Online-Service/VDE-gepruefteProdukte/Seiten/Online-Suche.aspx	40026798
---	--	---	----------

cUL Listed		http://database.ul.com/cgi-bin/XYV/template/LISEXT/1FRAME/index.htm	FILE E 172140
------------	--	---	---------------

EAC			RU C-DE.A*30.B.01082
-----	--	--	----------------------

Single relay - REL-IR/L- 24AC/2X21 - 2834054

Approvals

cULus Listed



Phoenix Contact 2018 © - all rights reserved
<http://www.phoenixcontact.com>

PHOENIX CONTACT GmbH & Co. KG
Flachsmarktstr. 8
32825 Blomberg
Germany
Tel. +49 5235 300
Fax +49 5235 3 41200
<http://www.phoenixcontact.com>