

4

3

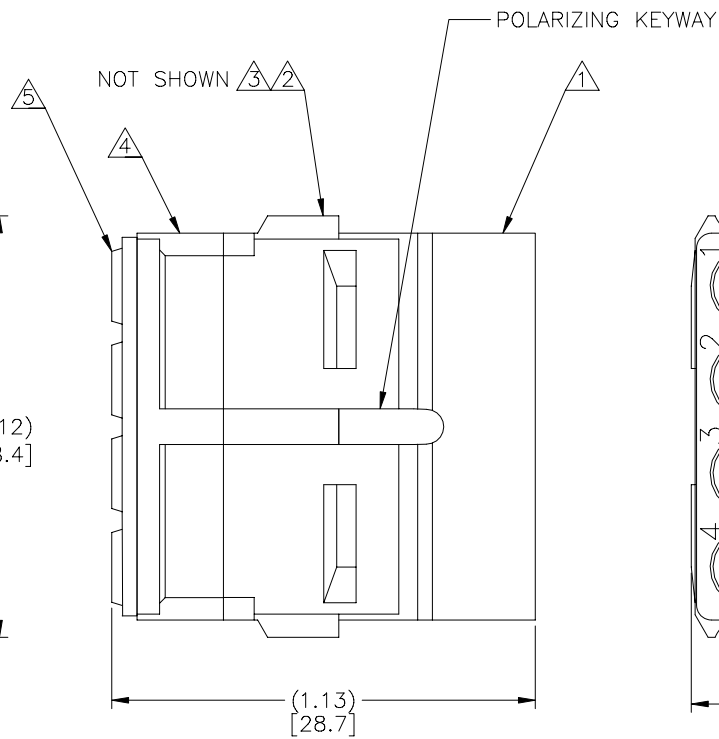
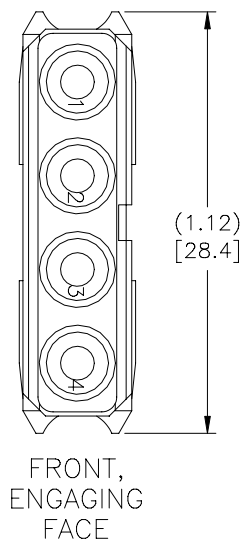
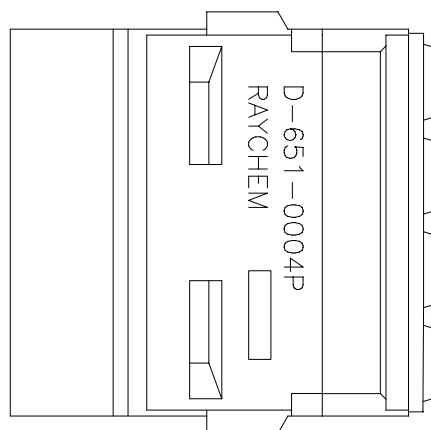
2

1

REVISIONS			
LTR	DESCRIPTION	DATE	APPROVED
N/C	INITIAL RELEASE, PER ECN #T-20167	6/8/95	HAGMANN

NOTES:

- ① GROMMET SEAL :
SILICONE RUBBER PER MIL SPEC ZZ-R-765
- ② RETAINER BLOCK :
MOLDED PHENOLIC PER MIL-M-14, TYPE MFH
- ③ CONTACT RETAINER CLIP :
BeCu ALLOY 172 PER QQ-C-533
- ④ PIN SUPPORT :
MOLDED PHENOLIC PER MIL-M-14, TYPE MFH
- ⑤ INTERFACIAL SEAL :
SILICONE RUBBER PER MIL SPEC ZZ-R-765
6. THIS INSERT IS DESIGNED TO MEET THE REQUIREMENTS OF RAYCHEM SPECIFICATION C-6115.



CONTACT TYPE	MILITARY PART NO.	WIRE STRIP LENGTH (SEE DWG)	TERMINATION TOOL (SEE DWG)
SHIELDED CONTACT FOR COAX CABLE			
D-602-0106	M39029/74-399	D-602-0106	D-602-0106
D-602-0094	M39029/74-400	D-602-0094	D-602-0094
CONTACT FOR TWISTED PAIR			
D-602-0104	M39029/74-401	D-602-0104	D-602-0104
POWER CONTACT SIZE 12	M39029/4-113	1/4 IN. TO 5/16 IN.	M22520/1-01 POSITIONER M22520/1-02

If this document is printed it becomes uncontrolled.
Check for the latest revision.

SPECIFICATION CONTROL DRAWING

UNLESS OTHERWISE SPECIFIED DIMENSIONS ARE IN INCHES. METRIC DIMENSIONS ARE IN BRACKETS. DECIMALS .XXX ±.XXX [mm] .XX ±.XX [mm] ANGLE ± X° WEIGHT lbs. [6.33 MAX.]	DRAWN JWELCH	DATE 6/8/95	 RAYCHEM CORPORATION 300 CONSTITUTION DRIVE MENLO PARK, CALIFORNIA 94025
	CHECKED R.H.	DATE 6/8/95	
	APPROVED RHAGMANN	DATE 6/8/95	
	APPROVED	DATE	
CAD NAME 008226-1.DWG			TITLE PIN INSERT 4 - #12 CAVITIES MTC CONNECTOR
THIRD ANGLE PROJECTION		SIZE C	CODE IDENT. NO. 06090
		DWG. NO. D-651-0004P	REV N/C
DO NOT SCALE THIS DRAWING SCALE 4X SHEET 1 OF 1			

DWG NO. D-651-0004P SHEET 1